



REPASA CON LÁPIZ Y ROTULADOR. RODEA LAS "U" DE LOS NOMBRES



Úrsula




Ulises



NOMBRE: _____

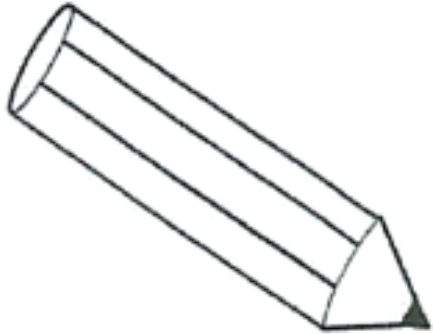
REPASA CON LÁPIZ Y ROTULADOR.



NOMBRE: _____

SIGUE LAS SERIES

Rojo / Verde



Azul / Amarillo



NOMBRE: _____

RODEA U DE ROJO Y u de azul



ÚRSULA



lupa

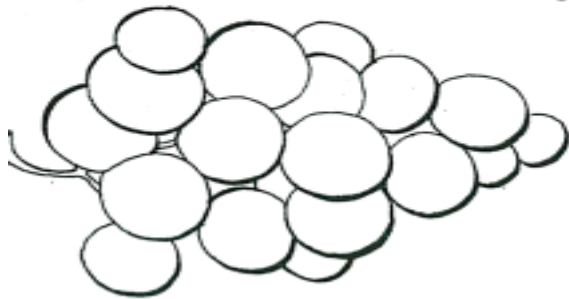


aguja



búho

U u



UVA



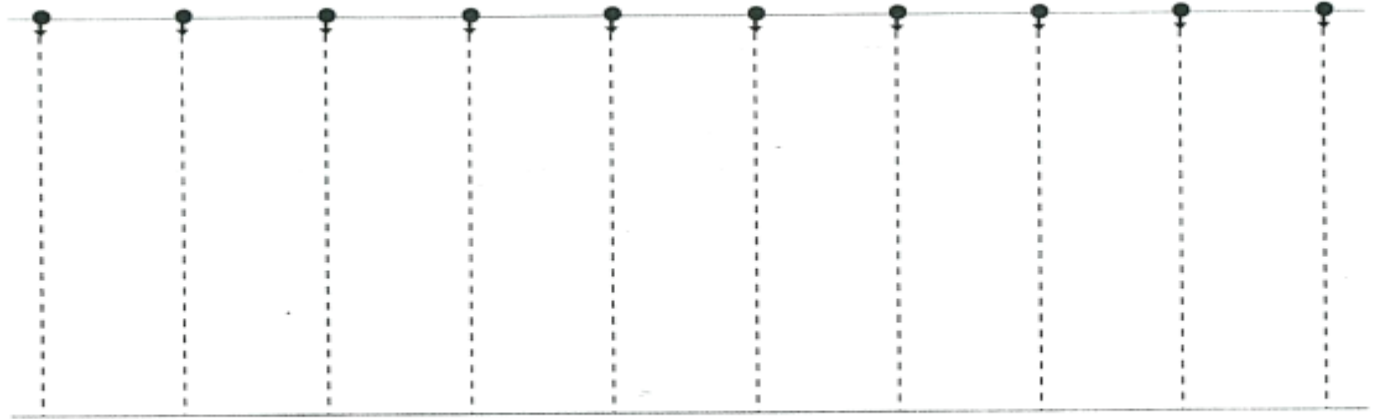
NUBE



cubo

NOMBRE: _____

REPASAR CON LÁPIZ Y ROTULADOR



NOMBRE: _____


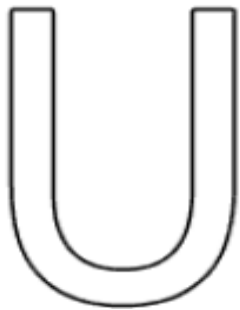
ESCRIBE LOS NÚMEROS. COLOREA DE ROJO LAS MANZANAS QUE TIENEN EL NÚMERO 1 Y DE VERDE LAS QUE TIENEN EL NÚMERO 2.



NOMBRE: _____

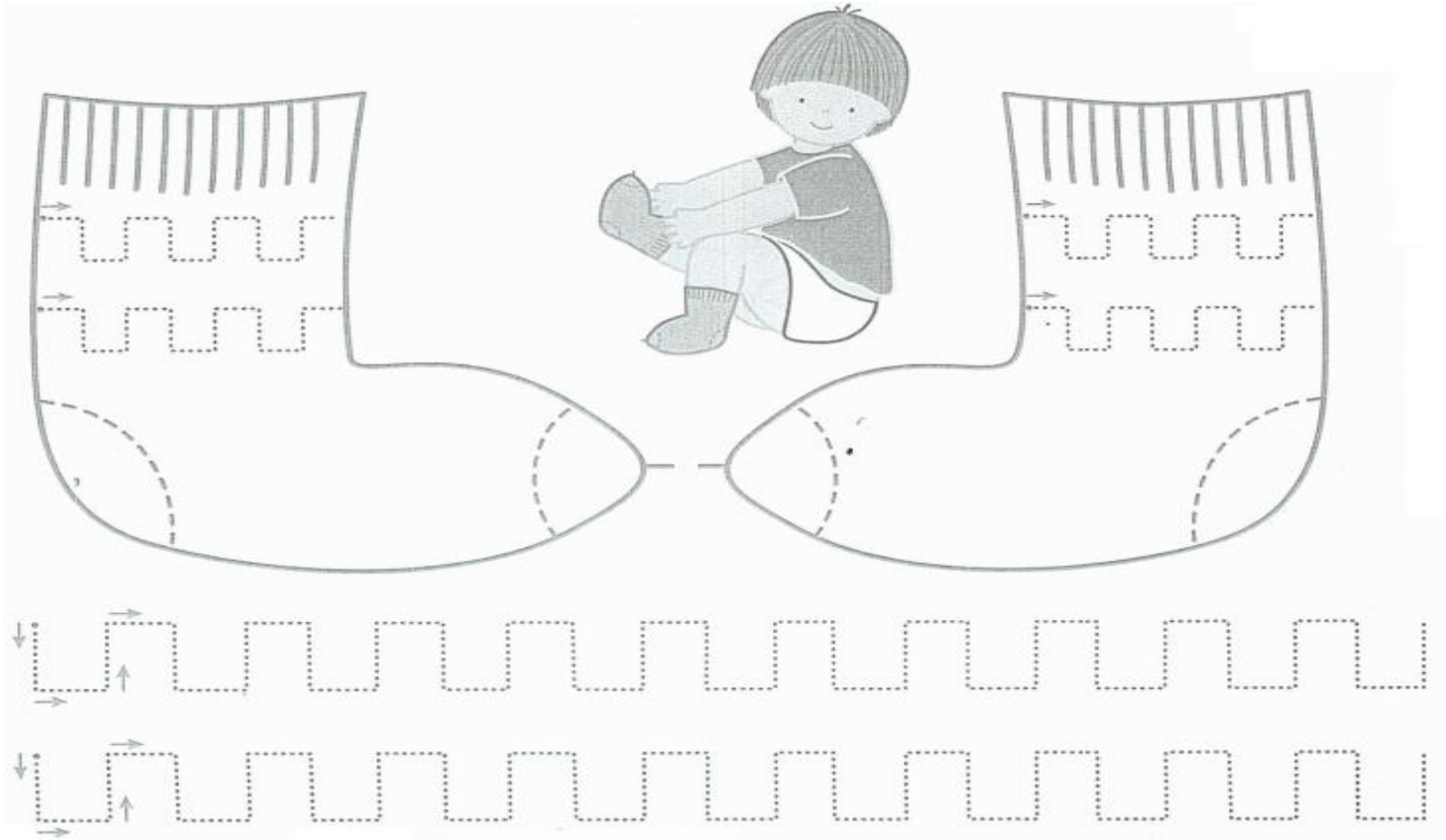
REPASA CON LÁPIZ Y ROTULADOR. COLOREA EL DIBUJO

maña



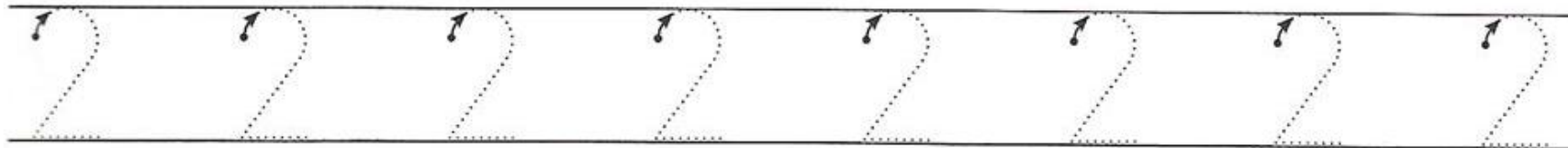
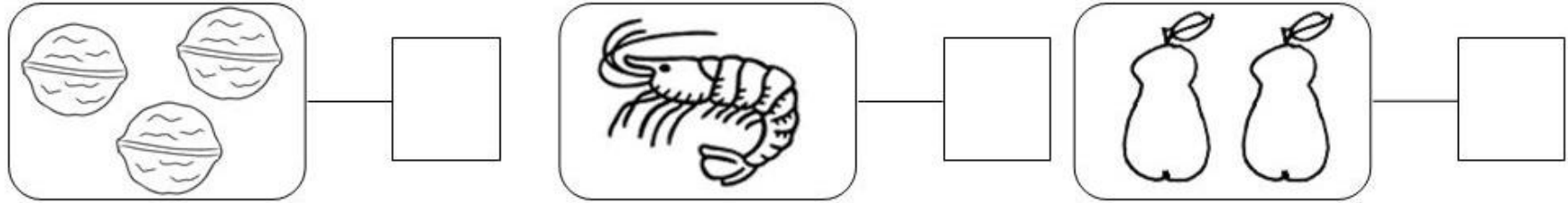
NOMBRE: _____

REPASA CON LÁPIZ Y ROTULADOR



NOMBRE: _____

REPASA LOS NÚMEROS CON LÁPIZ Y ROTULADOR. CUENTA Y ESCRIBE EL NÚMERO CORRESPONDIENTE AL LADO DE CADA DIBUJO. COLOREA

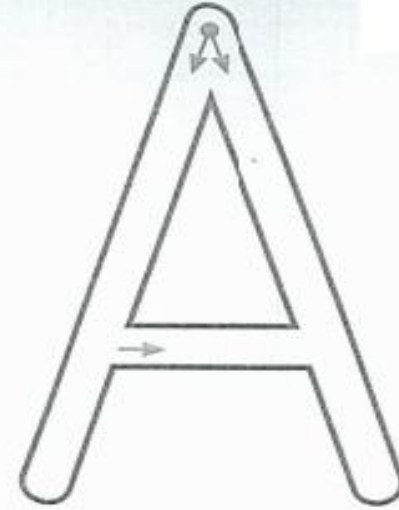


NOMBRE: _____

REPASA CON LÁPIZ Y ROTULADOR



Álvaro



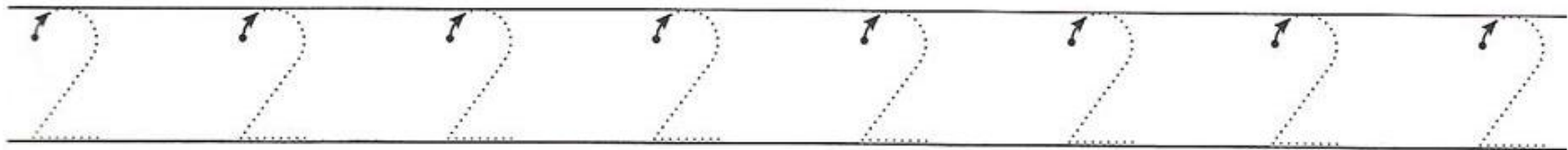
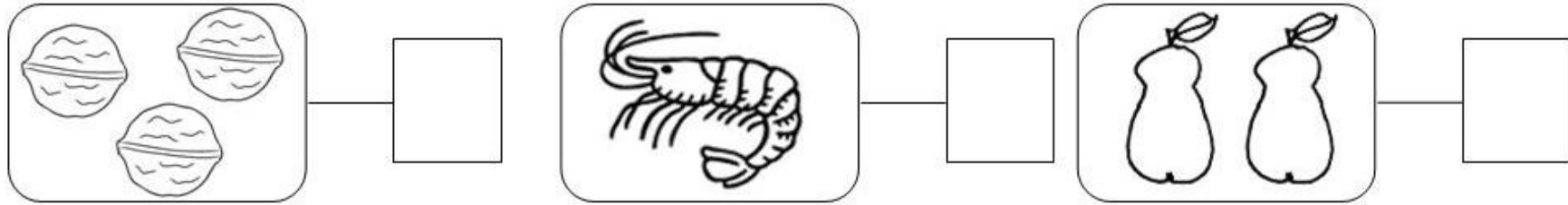
NOMBRE: _____

REPASA CON LÁPIZ Y ROTULADOR

A handwriting practice sheet on a four-line grid. The first row contains a dashed cursive 'c' repeated five times. The second row contains a dashed cursive 'a' repeated five times. The third row contains a dashed cursive 'd' repeated five times. The fourth row contains a dashed cursive 'a' repeated four times. On the left side, there is an illustration of a rocket ship flying upwards, with a small cloud above it and a trail of smoke below it. On the right side, there is an illustration of a squirrel sitting on the ground, holding a nut in its paws, with several nuts scattered around it.

NOMBRE: _____

REPASA LOS NÚMEROS CON LÁPIZ Y ROTULADOR. CUENTA Y ESCRIBE EL NÚMERO CORRESPONDIENTE AL LADO DE CADA DIBUJO. COLOREA



NOMBRE: _____


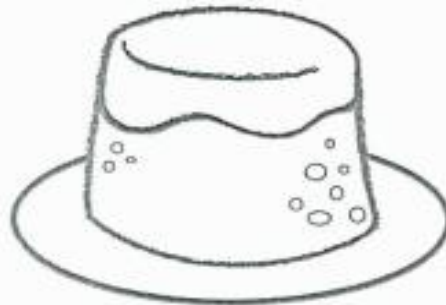
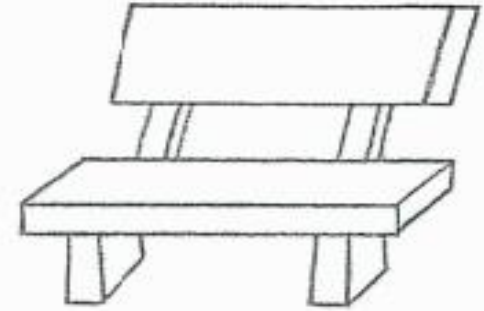

REPASA CON LÁPIZ. REPASA CON ROTULADOR VERDE LA A y con rotulador rojo la a.

The handwriting practice sheet is organized into several sections:

- Top Row:** Four boxes for the lowercase letter 'a'. The first box shows a solid 'a'. The second box shows a dashed 'a' with a green arrow indicating the stroke direction. The third and fourth boxes show two dashed 'a's for tracing.
- Second Row:** Four boxes for the uppercase letter 'A'. The first box shows a solid 'A'. The second box shows a dashed 'A' with a green arrow indicating the stroke direction. The third and fourth boxes show two dashed 'A's for tracing.
- Third Row:** A horizontal dotted line for tracing.
- Fourth Row:** A long horizontal box containing five dashed letters: 'a', 'A', 'a', 'A', 'a' for tracing.
- Fifth Row:** A long horizontal box containing five dashed letters: 'a', 'A', 'a', 'A', 'a' for tracing.

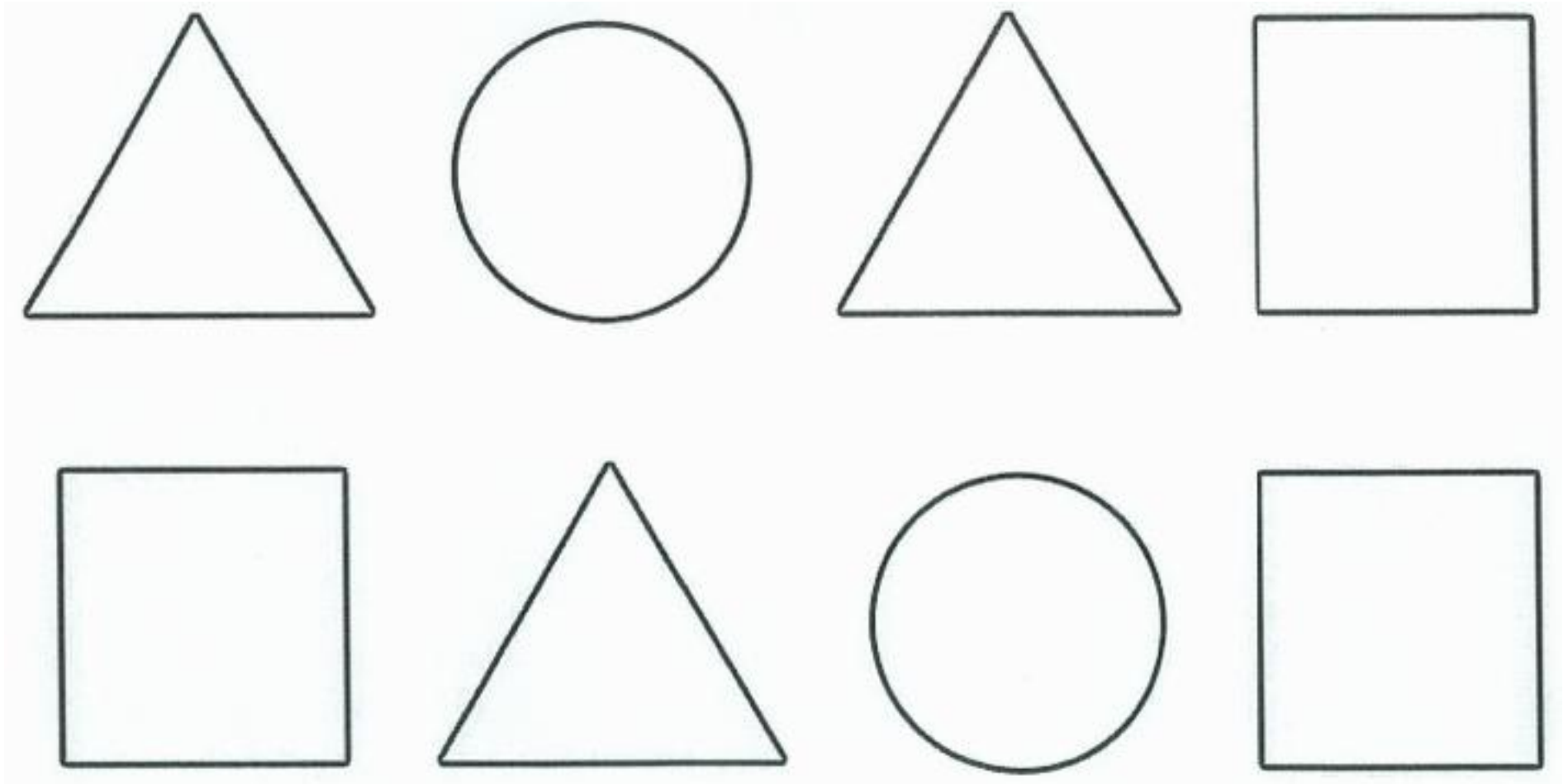
NOMBRE: _____

COLOREA LOS DIBUJOS QUE CONTENGAN LA LETRA A



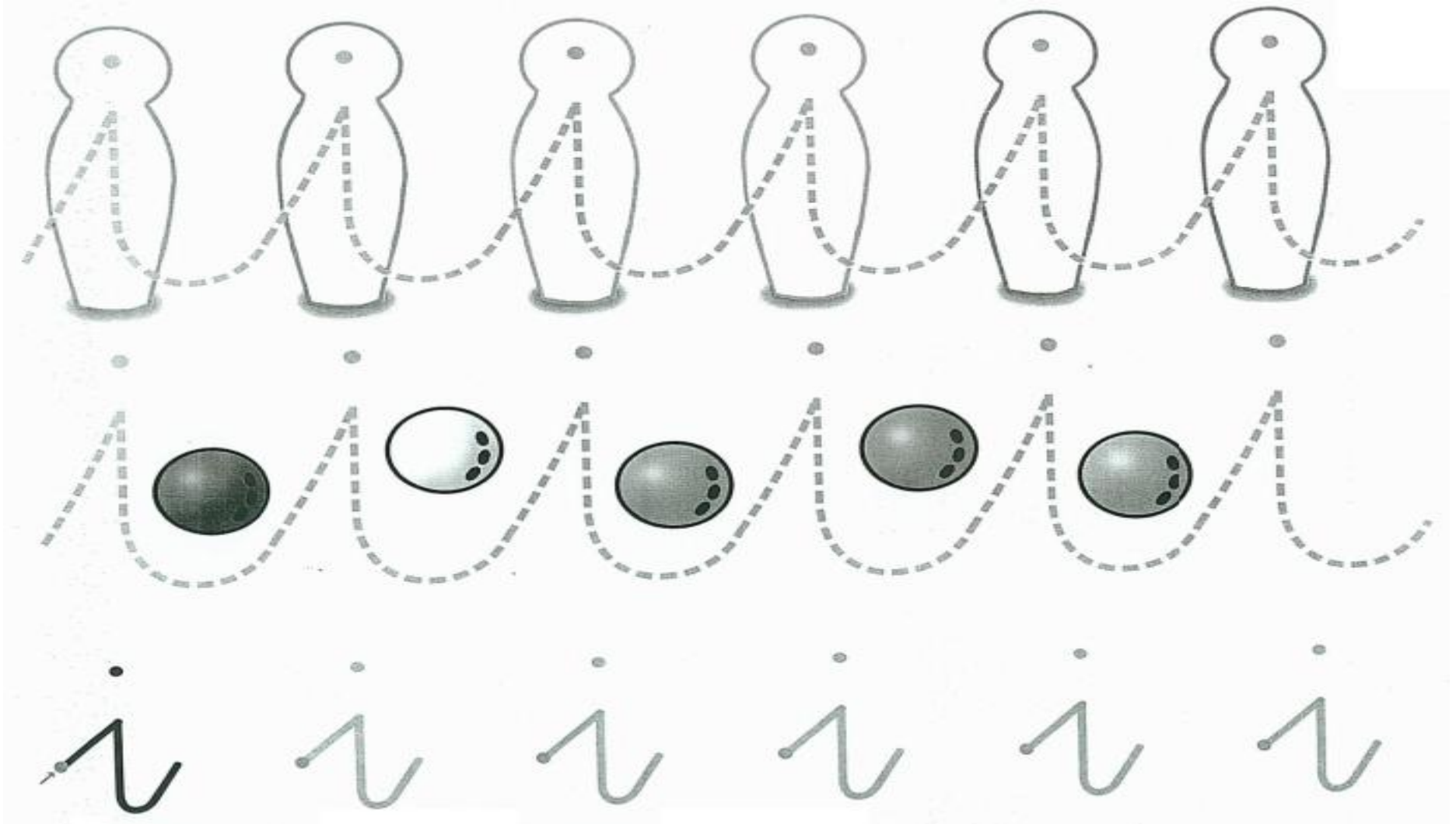
NOMBRE: _____

COLOREA LOS CUADRADOS DE AZUL, LOS CÍRCULOS DE ROJO Y LOS TRIÁNGULOS DE AMARILLO



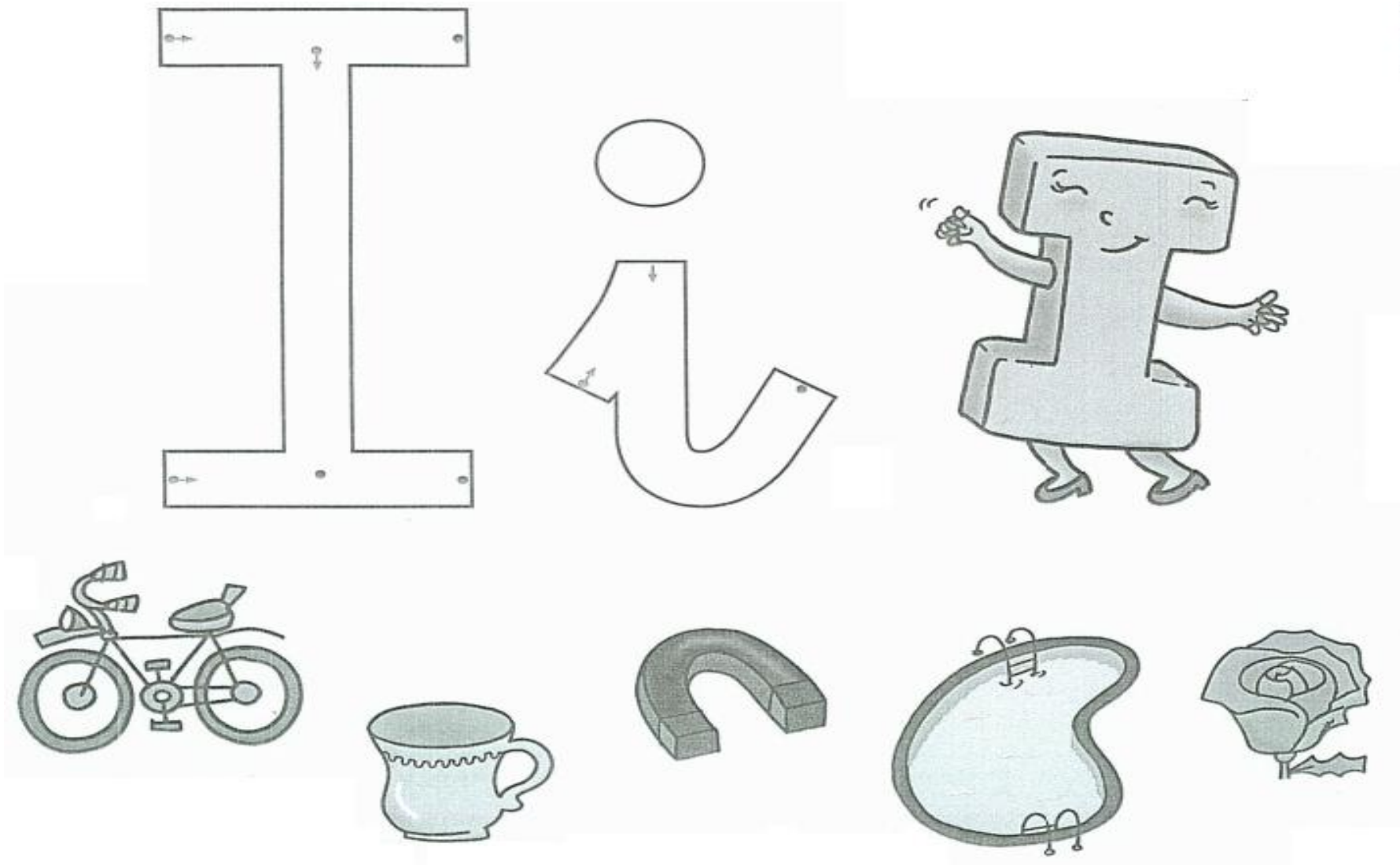
NOMBRE: _____

REPASA CON LÁPIZ Y ROTULADOR



NOMBRE: _____

REALIZA EL TRAZO CON LÁPIZ Y ROTULADOR. RODEA LOS DIBUJOS CUYOS NOMBRES CONTENGAN LA I



NOMBRE: _____

ESCRIBE Y REPASA CON LÁPIZ Y ROTULADOR.



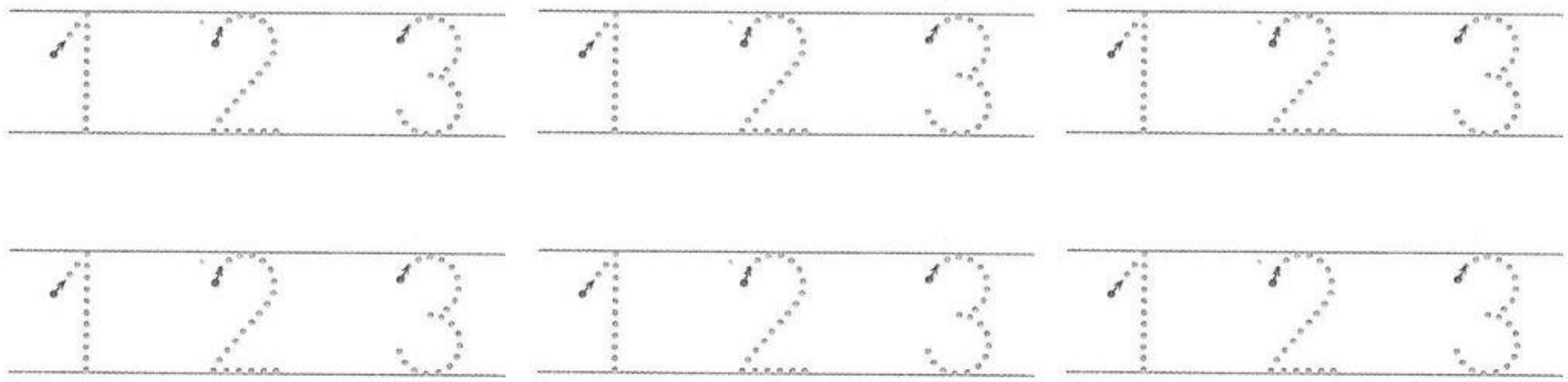
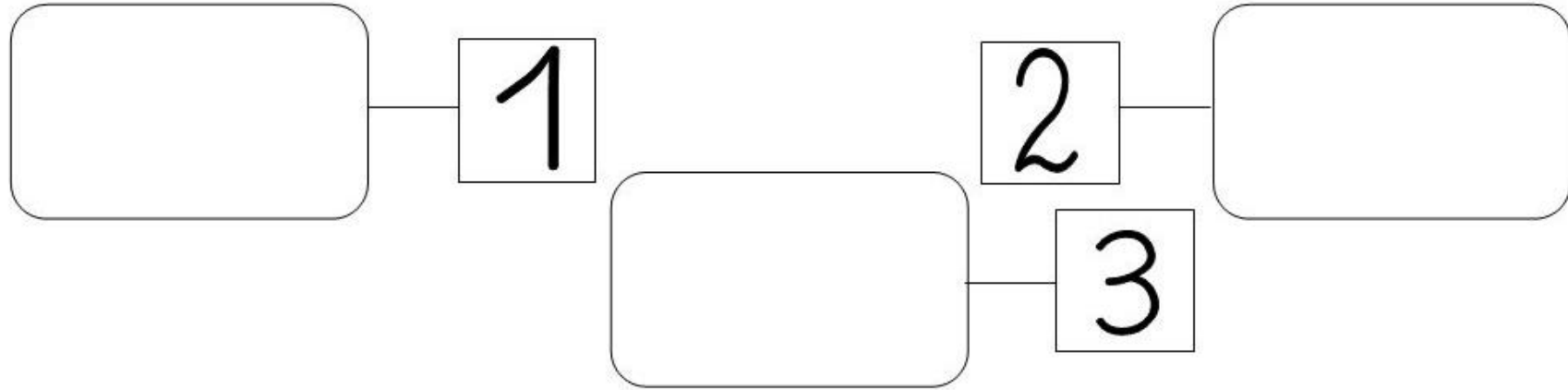
Tracing practice for uppercase 'I' and lowercase 'i'. The first row contains six uppercase 'I's on a three-line grid. The first 'I' is solid, the second is dashed, and the others are dotted. The second row contains one lowercase 'i' followed by four dots on a three-line grid. The 'i' is solid, and the dots are on the top dashed line.

Tracing practice for lowercase 'i' in cursive. The row contains ten cursive lowercase 'i's on a three-line grid. The first 'i' is solid, and the others are dashed.

Tracing practice for uppercase 'I' and lowercase 'i' in a mixed format. The row contains eight letters on a three-line grid: a solid uppercase 'I', a dashed lowercase 'i', a solid uppercase 'I', a dashed lowercase 'i', a solid uppercase 'I', a dashed lowercase 'i', a solid uppercase 'I', and a dashed lowercase 'i'.

NOMBRE: _____

REPASA LOS NÚMEROS CON LÁPIZ Y ROTULADOR. DIBUJA LA CANTIDAD DE COSAS QUE INDICA EL NÚMERO. COLOREA




NOMBRE: _____

REPASA CON LÁPIZ Y ROTULADOR

This section contains tracing exercises for the letter 'i'. On the left, there is a cartoon horse with a speech bubble containing the letter 'i'. To its right are two rows of dashed zigzag lines. Below these are two rows of dashed lowercase 'i's: the first row has seven 'i's with a dot above each, and the second row has five 'i's with a dot above each. On the right side of this section is a cartoon girl with a speech bubble containing the letter 'i'.

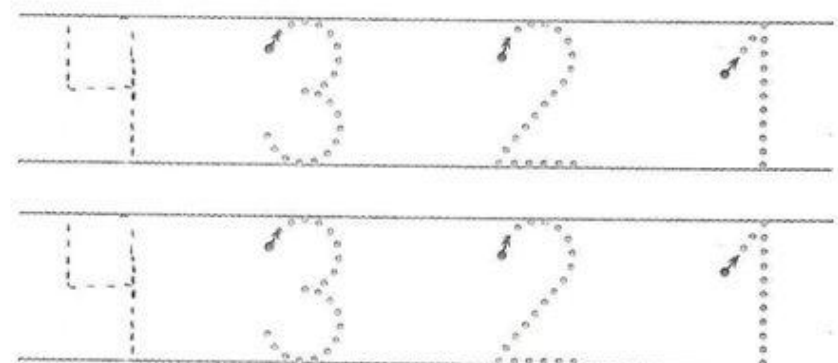
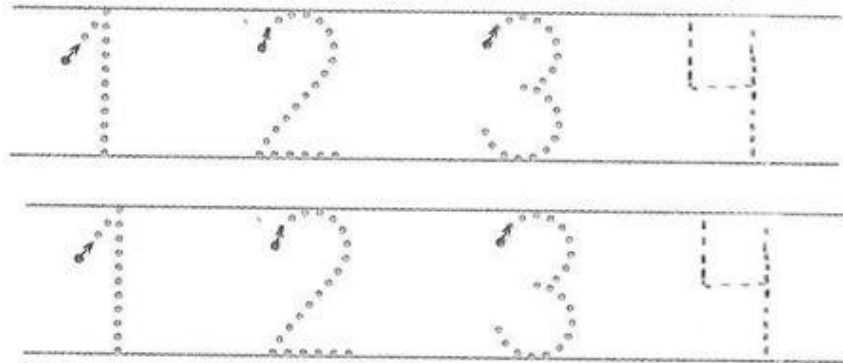
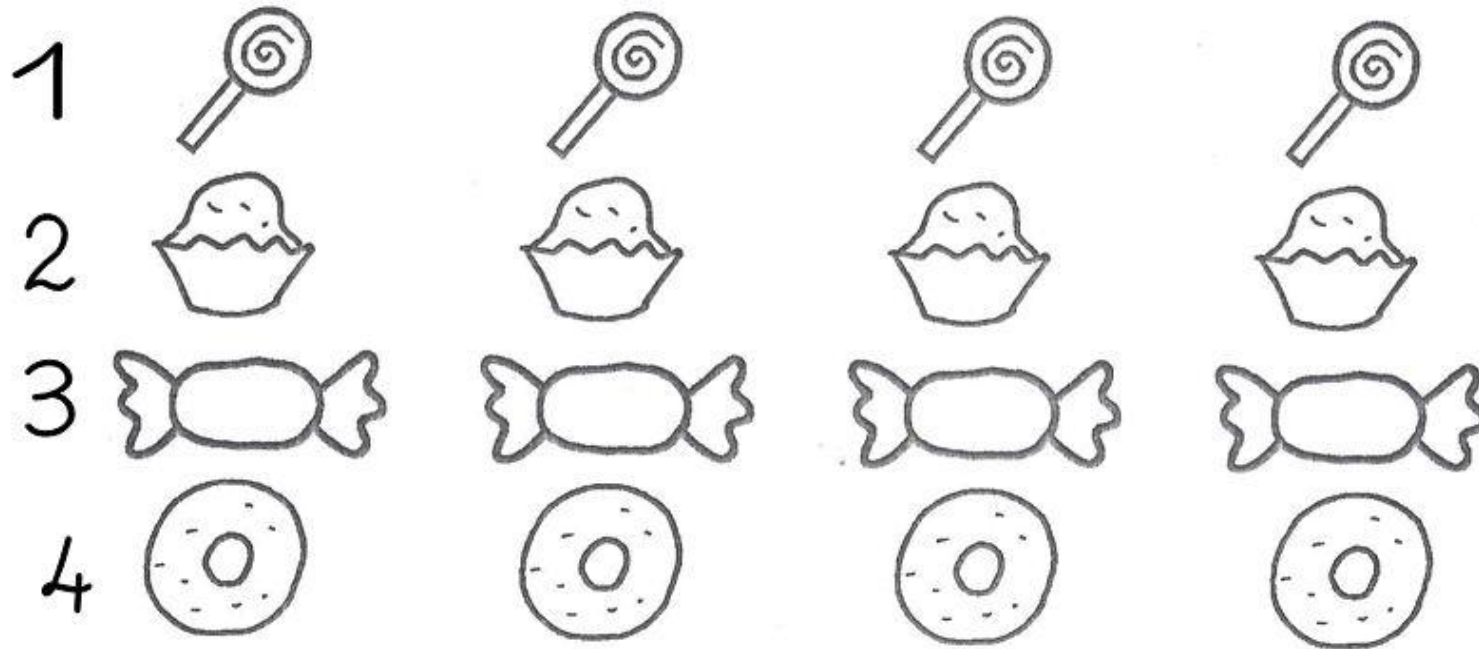
NOMBRE: _____

REPASA CON LÁPIZ Y ROTULADOR




NOMBRE: _____

REPASA LOS NÚMEROS CON LÁPIZ Y ROTULADOR. COLOREA TANTOS OBJETOS COMO SE INDICA




NOMBRE: _____

REALIZA EL TRAZO CON LÁPIZ. REPASA U DE ROJO Y u de azul



Ulises



hucha




guante

Handwriting practice lines. The first row contains two capital 'U's followed by seven blank spaces. The second row contains two lowercase 'u's followed by seven blank spaces.

NOMBRE: _____

REALIZA EL TRAZO CON LÁPIZ. REPASA A DE AMARILLO Y a de naranja





Álvaro

A

a

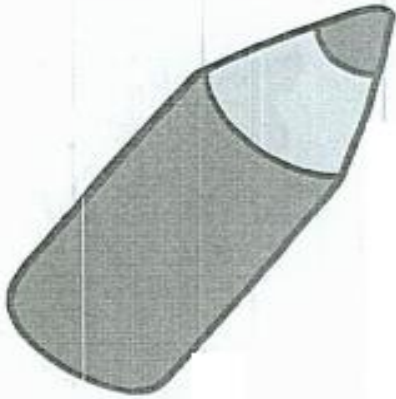


Alicia




NOMBRE: _____

REALIZA LOS TRAZOS CON LÁPIZ Y ROTULADOR. RODEA LA I EN LAS PALABRAS





lápiz



pizarra



tijeras



NOMBRE: _____

REPASA CON LÁPIZ. LUEGO, REPASA CON ROTULADOR NARANJA LA O Y con rotulador verde la o

The handwriting practice sheet is organized into several sections:

- Top Row:** A sequence of four boxes. The first box shows a cursive lowercase 'o' with a blue shaded background. The next three boxes show dotted uppercase 'O' and lowercase 'o' for tracing, with a blue shaded background on the left side of each box.
- Second Row:** A sequence of four boxes. The first box shows a printed uppercase 'O' with a grey shaded background. The next three boxes show dotted uppercase 'O' and lowercase 'o' for tracing, with a grey shaded background on the left side of each box.
- Third Row:** A horizontal dotted line, likely intended for cutting the sheet.
- Fourth Row:** A set of three horizontal lines (top, middle, bottom) containing five dotted uppercase 'O's and three dotted lowercase 'o's for tracing.
- Fifth Row:** A set of three horizontal lines (top, middle, bottom) containing five dotted uppercase 'O's and three dotted lowercase 'o's for tracing.


NOMBRE: _____

REPASA LAS LETRAS QUE SON COMO EL MODELO



NOMBRE: _____

COLOREA LOS CUADRADOS DE ROJO, CÍRCULOS DE AZUL, TRIÁNGULOS DE AMARILLO Y RECTÁNGULOS DE VERDE



NOMBRE: _____

CUENTA LOS RATONES Y UNE CON EL NÚMERO CORRESPONDIENTE. REPASA LOS NÚMEROS CON LÁPIZ Y ROTULADOR

1 2 3 4

1 2 3 4

NOMBRE: _____

ESCRIBE EN CADA ETIQUETA EL NÚMERO DE FLORES QUE HAY EN CADA GRUPO. DIBUJA EL TOTAL DE FLORES Y COLOREA. REPASA CON LÁPIZ Y ROTULADOR LOS NÚMEROS

2

4

4 4 4 4 4 4 4 4

4 4 4 4 4 4 4

NOMBRE: _____

REPASA CON LÁPIZ Y ESCRIBE. REPASA CON ROTULADOR



-









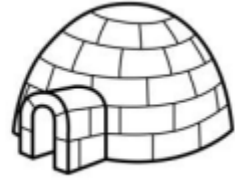
-



-

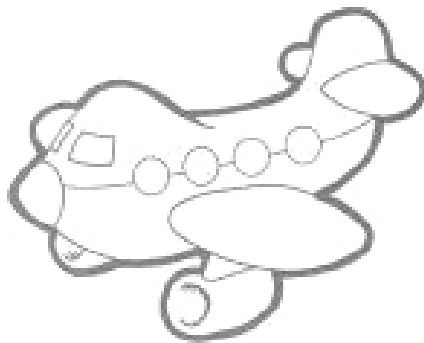
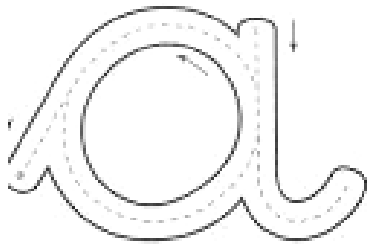
NOMBRE: _____

REPASA CON LÁPIZ Y LUEGO ESCRIBE. REPASAR CON ROTULADOR.
COLOREA








NOMBRE: _____

REPASA CON LÁPIZ Y LUEGO ESCRIBE. REPASAR CON ROTULADOR.
COLOREA



NOMBRE: _____

REPASA CON LÁPIZ Y LUEGO ESCRIBE. REPASAR CON ROTULADOR.
COLOREA



NOMBRE: _____