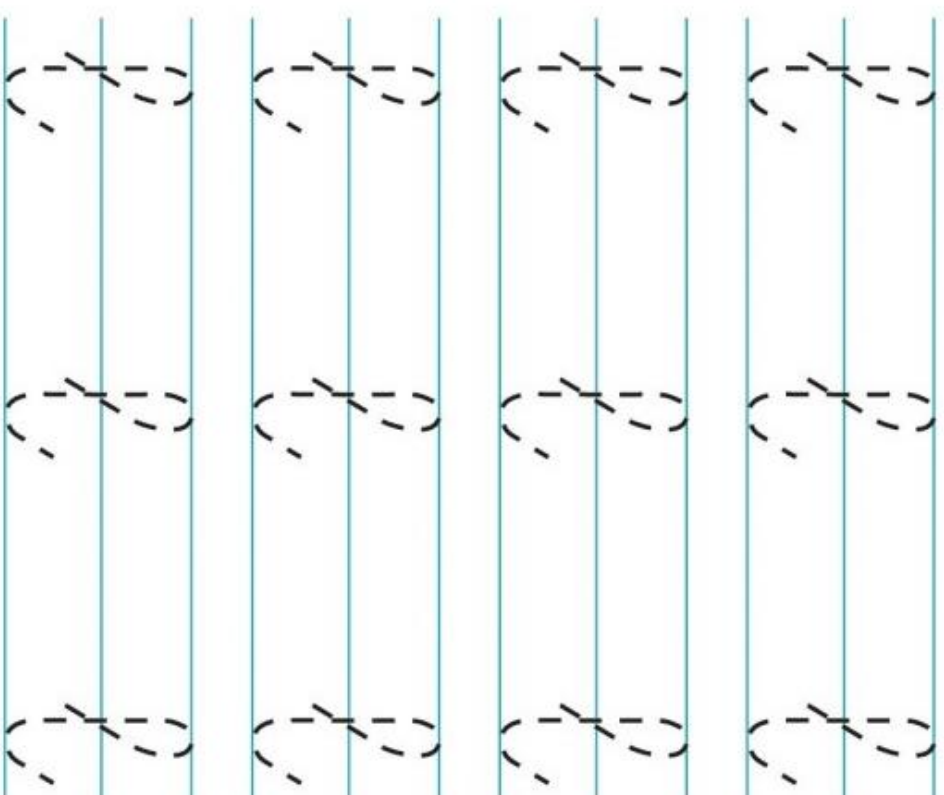
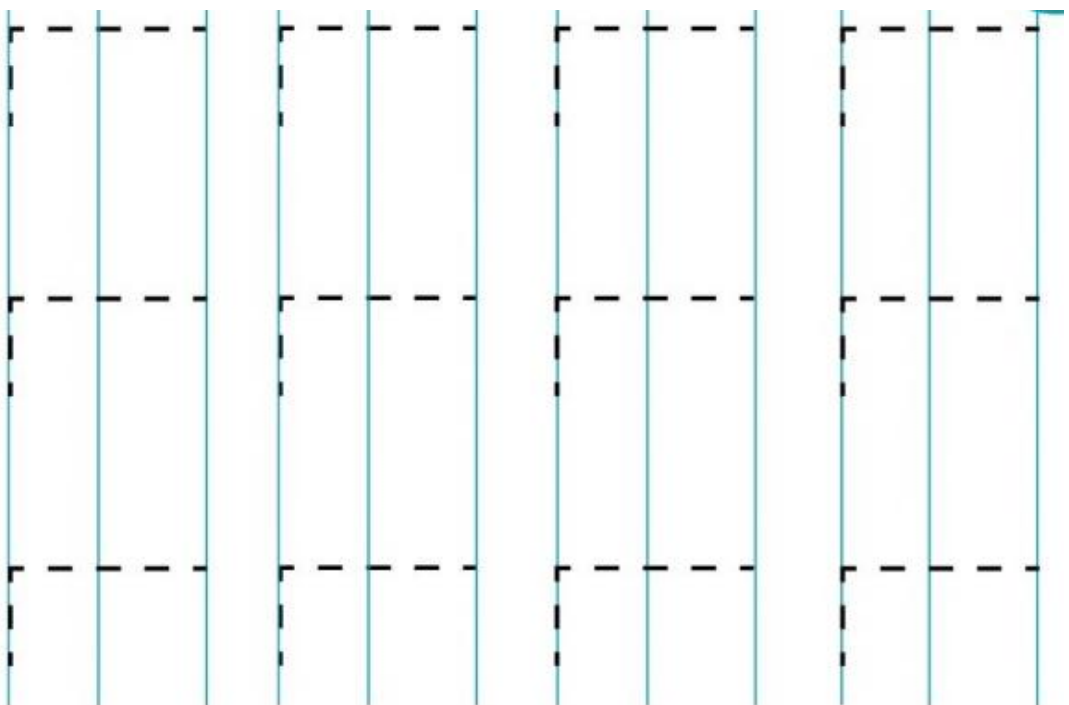
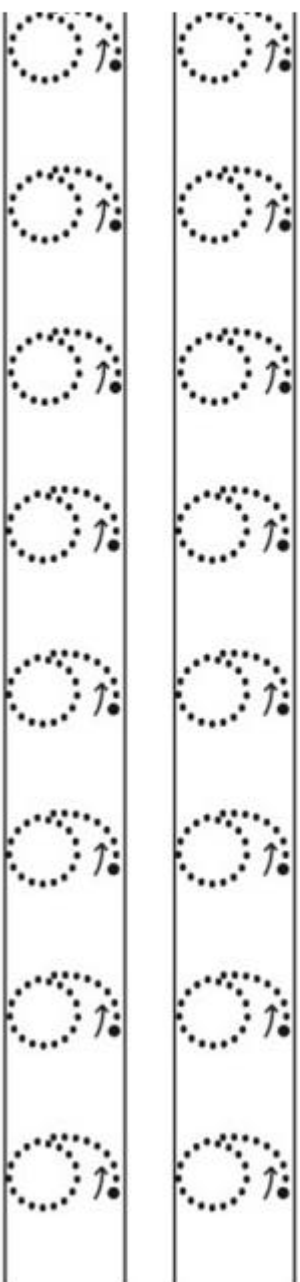
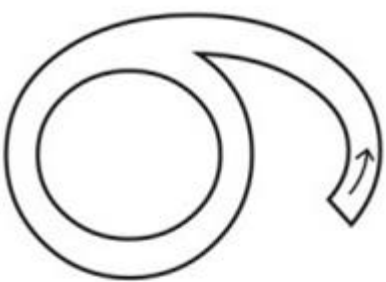



REPASA CON LÁPIZ Y LUEGO CON ROTULADOR




NOMBRE: _____

REPASA CON LÁPIZ Y LUEGO CON ROTULADOR




NOMBRE: _____

ESCRIBE CADA PALABRA EN EL GLOBO QUE CORRESPONDA SEGÚN CONTENGA r o l. COLOREA LOS NIÑOS




lila
rue
ola
papá
leo
pipa



NOMBRE: _____

REPASA CON LÁPIZ Y LUEGO CON ROTULADOR




NOMBRE: _____

COLOREA DEL COLOR QUE CORRESPONDA



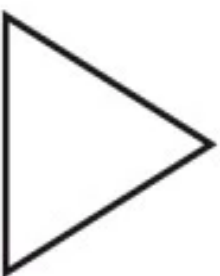
Rojo



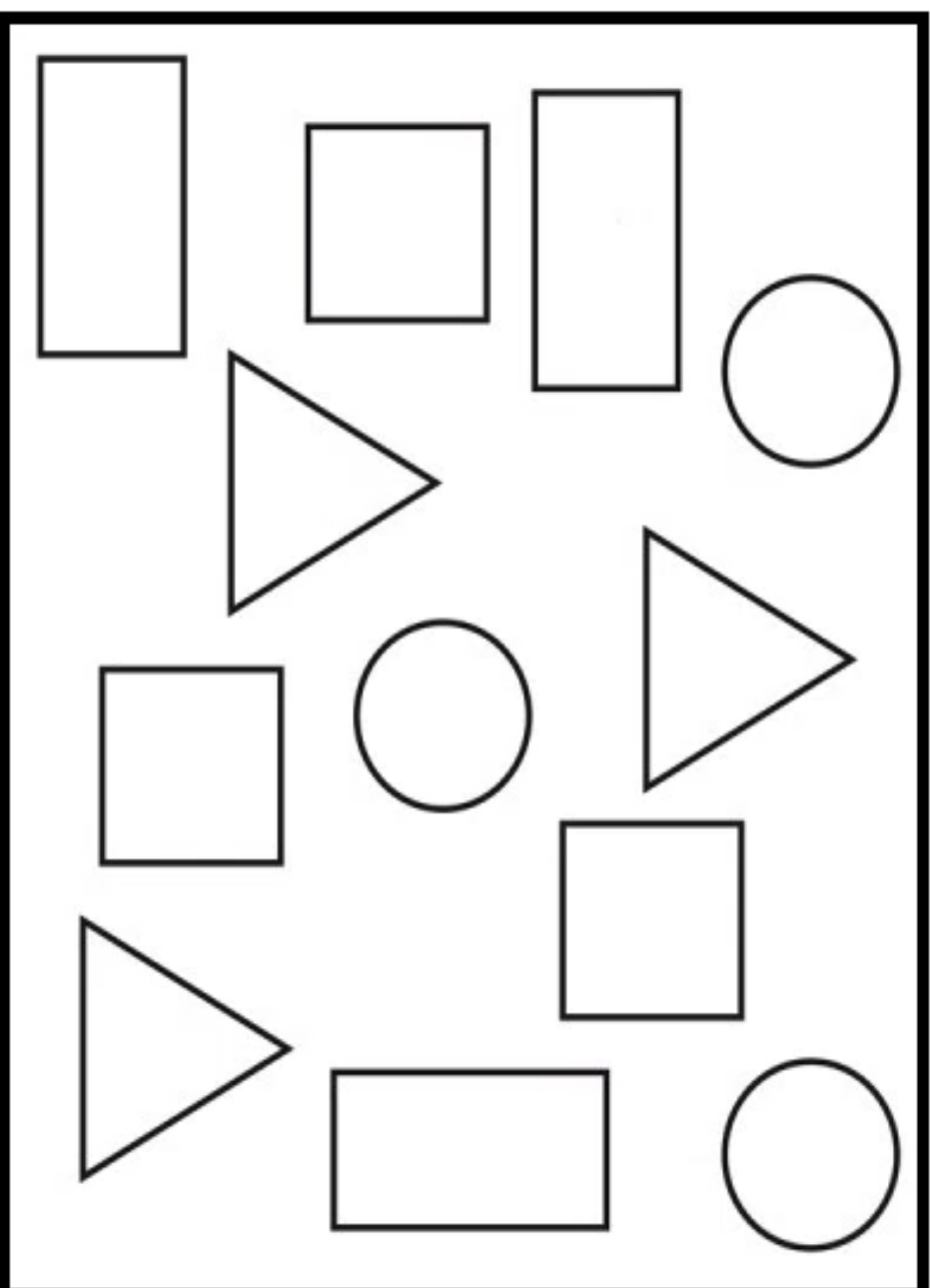
Amarilla



Verde




Azul



NOMBRE: _____

ESCRIBE LA CANTIDAD DE MANZANS QUE HAY EN CADA ÁRBOL Y LAS QUE SE RECOGERÁN EN CADA CESTA. COLOREA LAS MANZANAS



NOMBRE: _____

BUSCA Y RODEA LA M DE COLOR VERDE Y LA L DE COLOR NARANJA

m r n g m d b m t
 u l m r n m t d
 R m b m t n m g l
 l m r g m n b m
 m r l m m t n d m

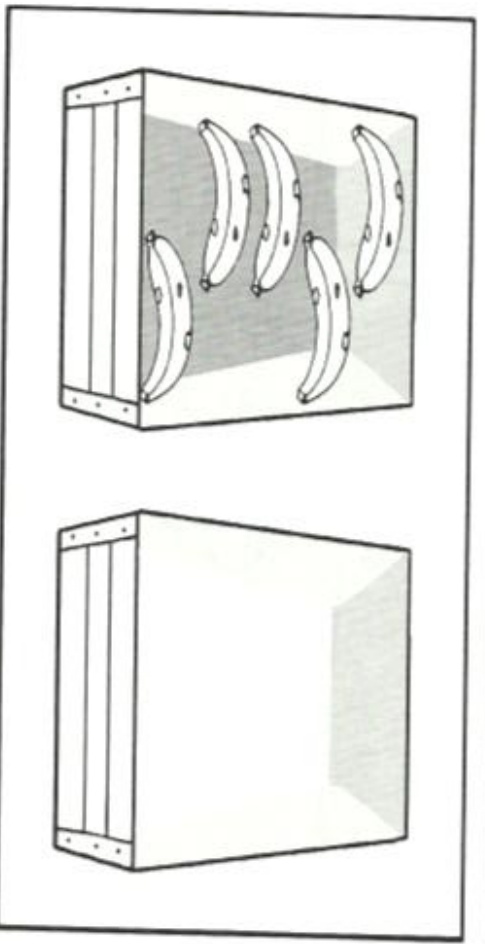
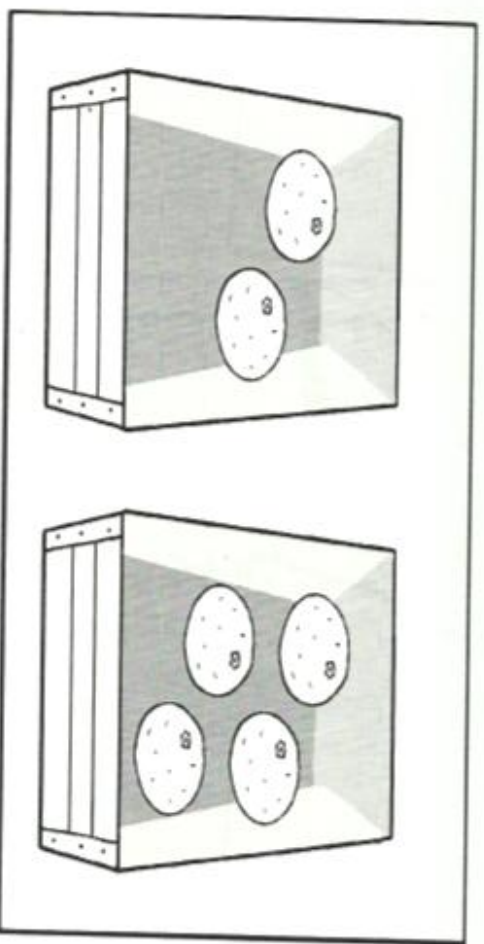
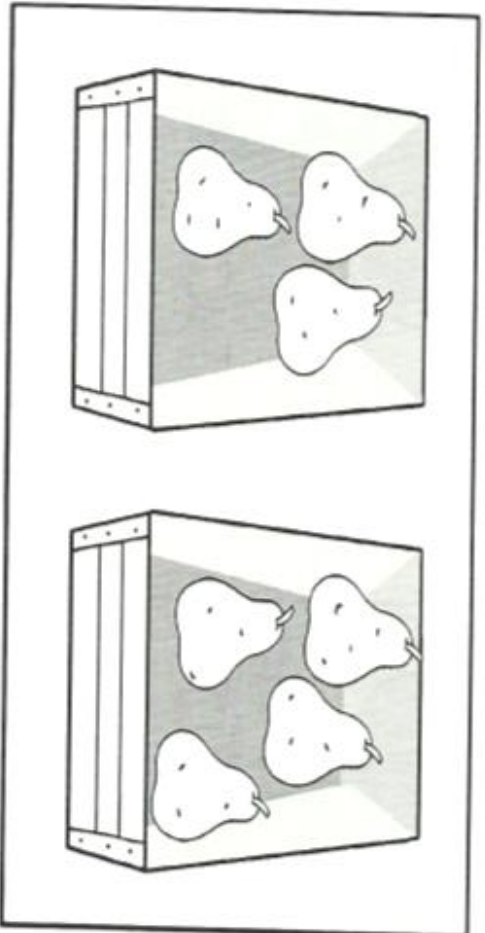

NOMBRE: _____

REPASA CON LÁPIZ Y COMPLETA LA FILA CON EL NÚMERO QUE CORRESPONDA. LUEGO, REPASA CON ROTULADOR

Handwriting practice lines for the number 1. Each row consists of two horizontal lines. The first row shows a dotted number 1 with a starting arrow and a dot, followed by seven dots for tracing. The second row shows a dotted number 2 with a starting arrow and a dot, followed by seven dots for tracing. The third row shows a dotted number 3 with a starting arrow and a dot, followed by seven dots for tracing.


NOMBRE: _____

COLOREA, EN CADA CASO, LA CAJA QUE TIENE MÁS FRUTAS.
DIBUJA EN LA CAJA VACIA MENOS PLÁTANOS QUE EN LA OTRA.



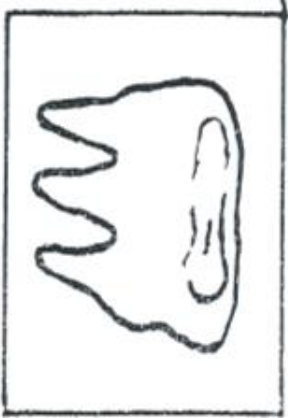
NOMBRE: _____

LEE LAS PALABRAS Y UNE CON LA IMAGEN QUE CORRESPONDA. COLOREA LOS DIBUJOS



muelca

mamá




lima

mapa



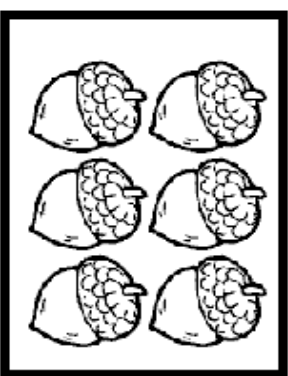
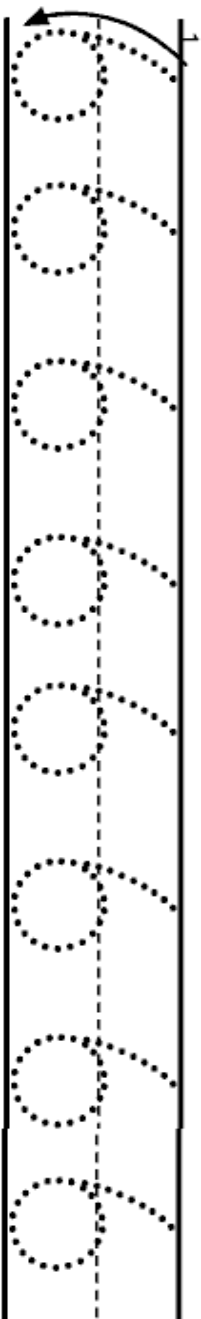
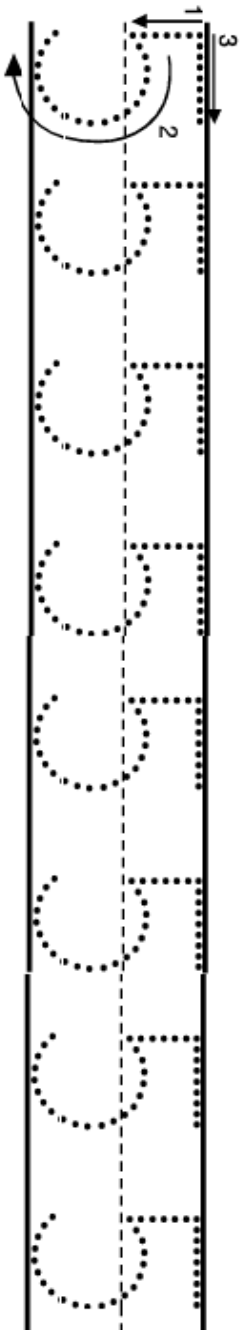
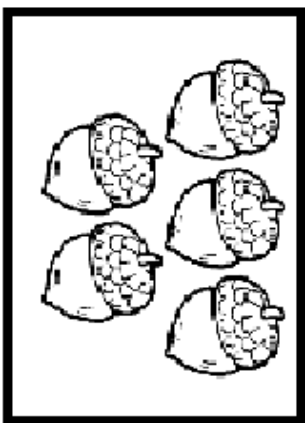
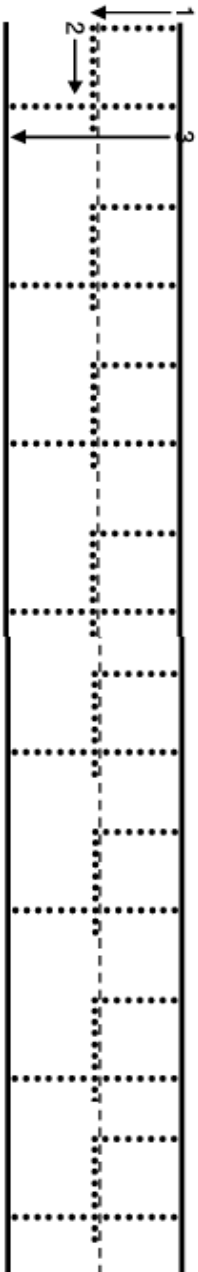
mula

paloma



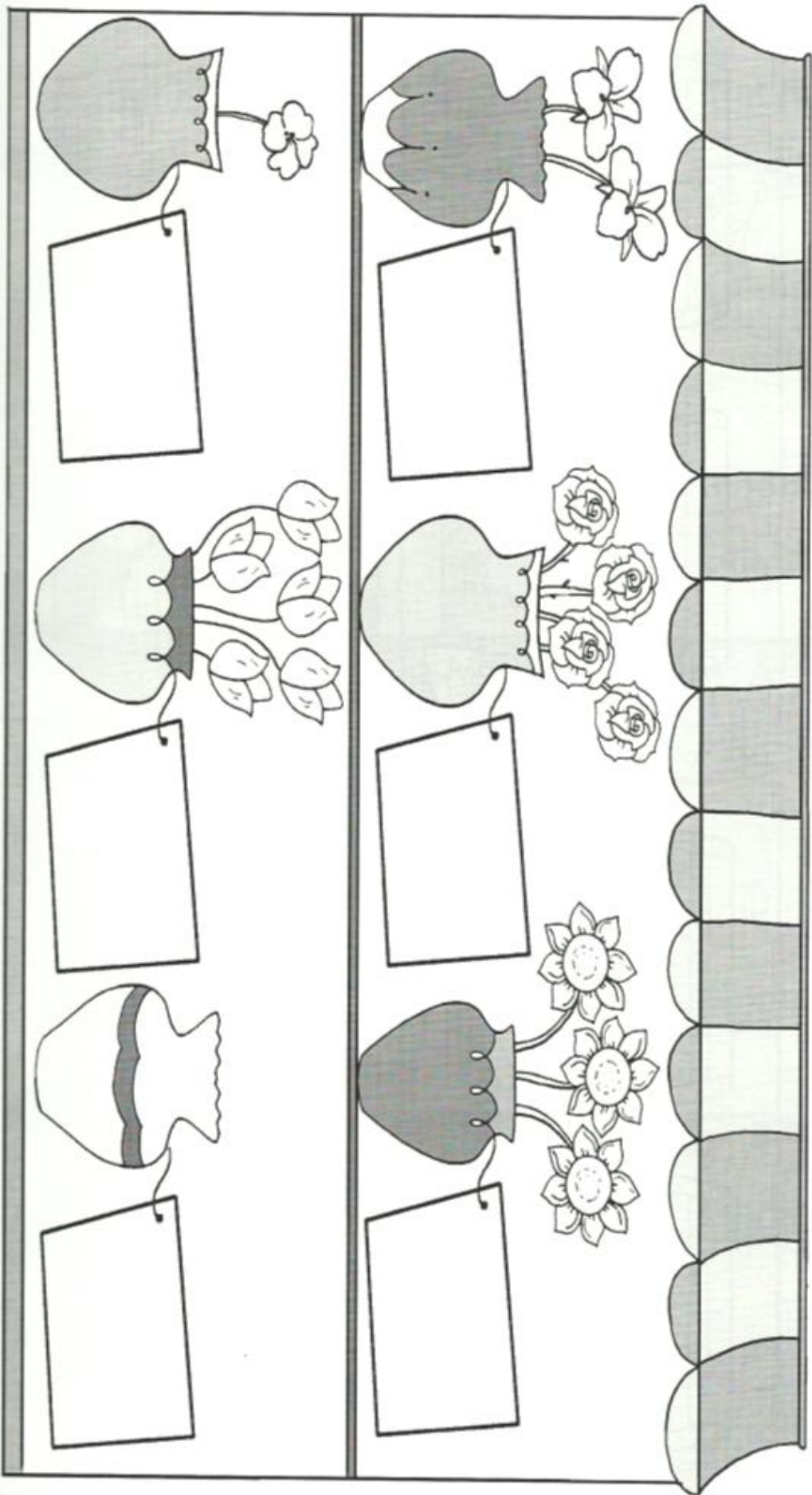
NOMBRE: _____

REPASA CON LÁPIZ Y LUEGO CON ROTULADOR. UNE CADA IMAGEN CON EL NÚMERO QUE CORRESPONDA. COLOREA



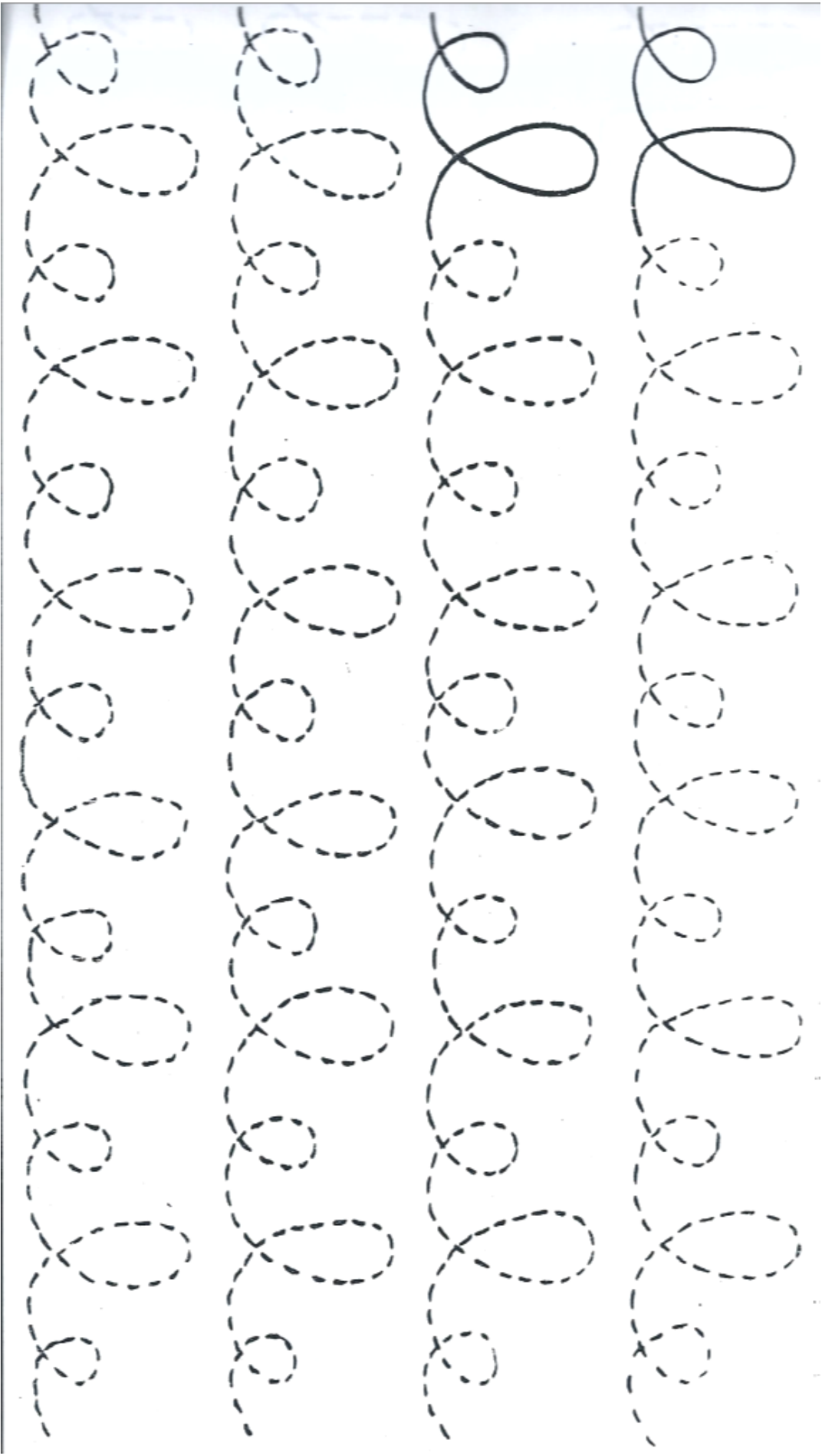
NOMBRE: _____

ESCRIBE EL NÚMERO DE FLORES QUE HAY EN CADA JARRÓN. COLOREA



NOMBRE: _____

REPASA CON LÁPIZ. DESPUÉS, REPASA CON ROTULADOR

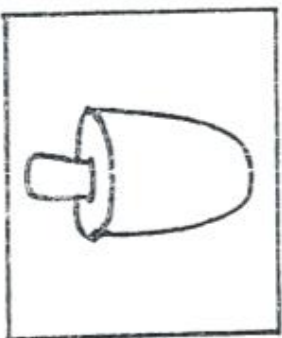


NOMBRE: _____

COMPLETA CON LA LETRA QUE FALTA. COPIA DEBAJO LA PALABRA. COLOREA




P _ e r _ e
P e r _ e



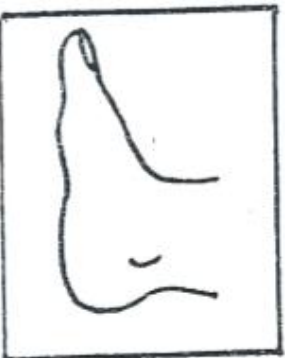
_ o _ l o
_ _ _



_ a _ l a
_ _ _



_ i _ a
_ _ _






_ i e
_ _ _



_ a _ r _ i
_ _ _

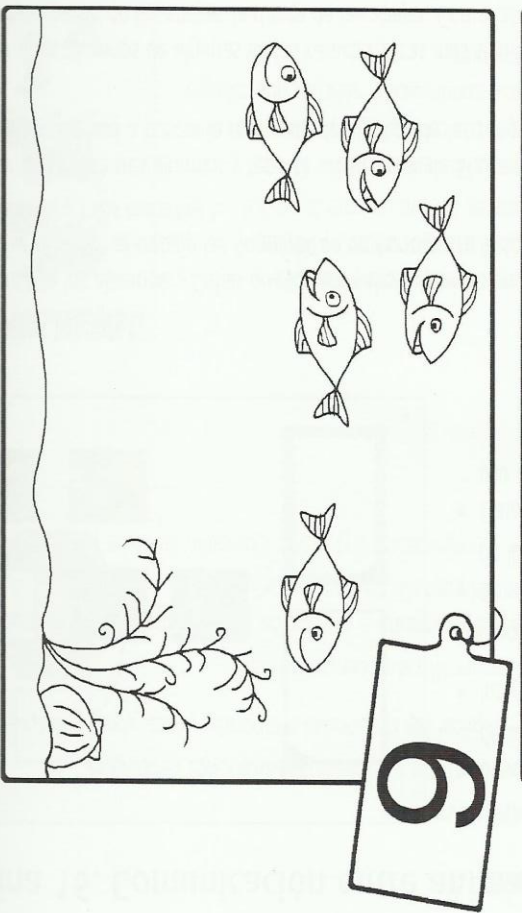
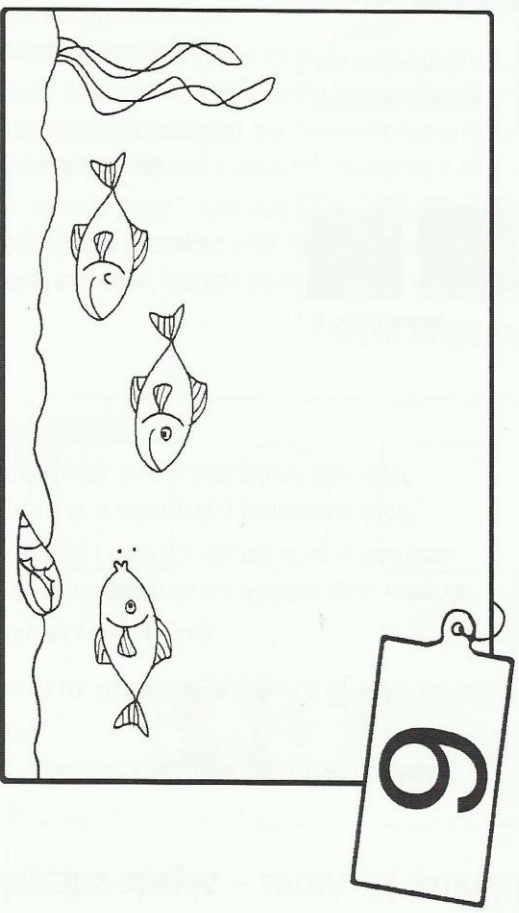
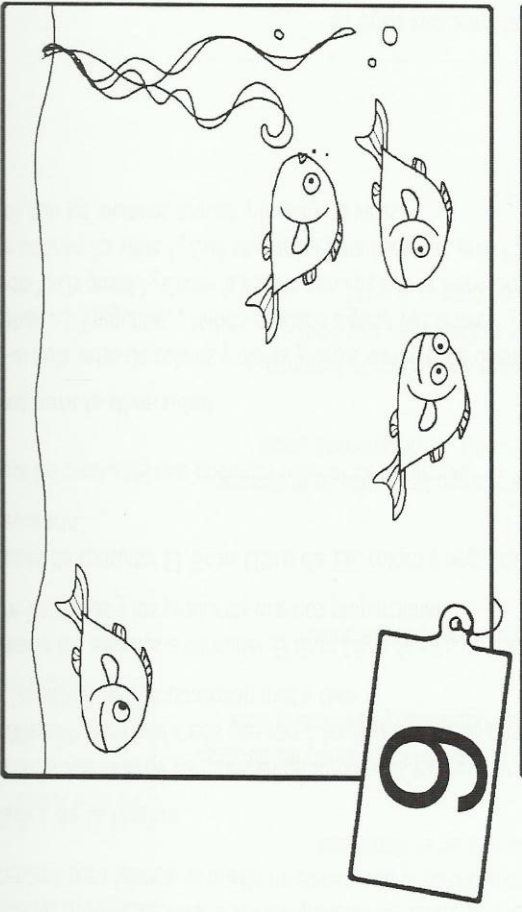

NOMBRE: _____

COLOREA DE VERDE EL OBJETO QUE ESTÁ DELANTE DE ELI Y DE MARRÓN EL OBJETO QUE ESTÁ DETRÁS




NOMBRE: _____

COMPLETA CADA ACUARIO CON NÚMEROS O PECES, SEGÚN CORRESPONDA. COLOREA




NOMBRE: _____

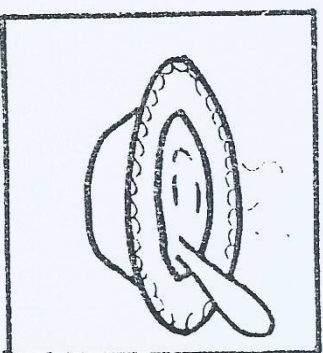
ESCRIBE el o la, SEGÚN CORRESPONDA. COLOREA



— preso



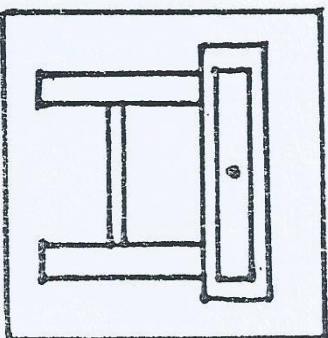
— juega




— sopa



— oso



— mesa



— sapo

NOMBRE: _____

ESCRIBE EL NÚMERO ANTERIOR Y POSTERIOR

	2	
--	----------	--

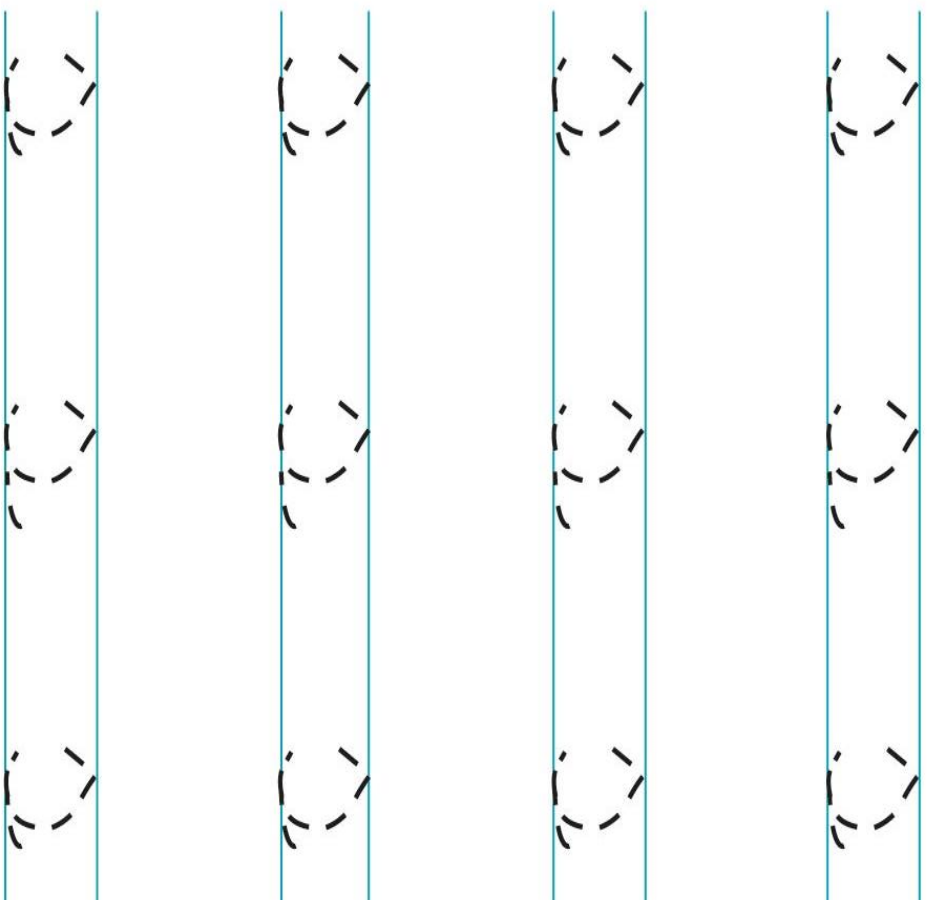
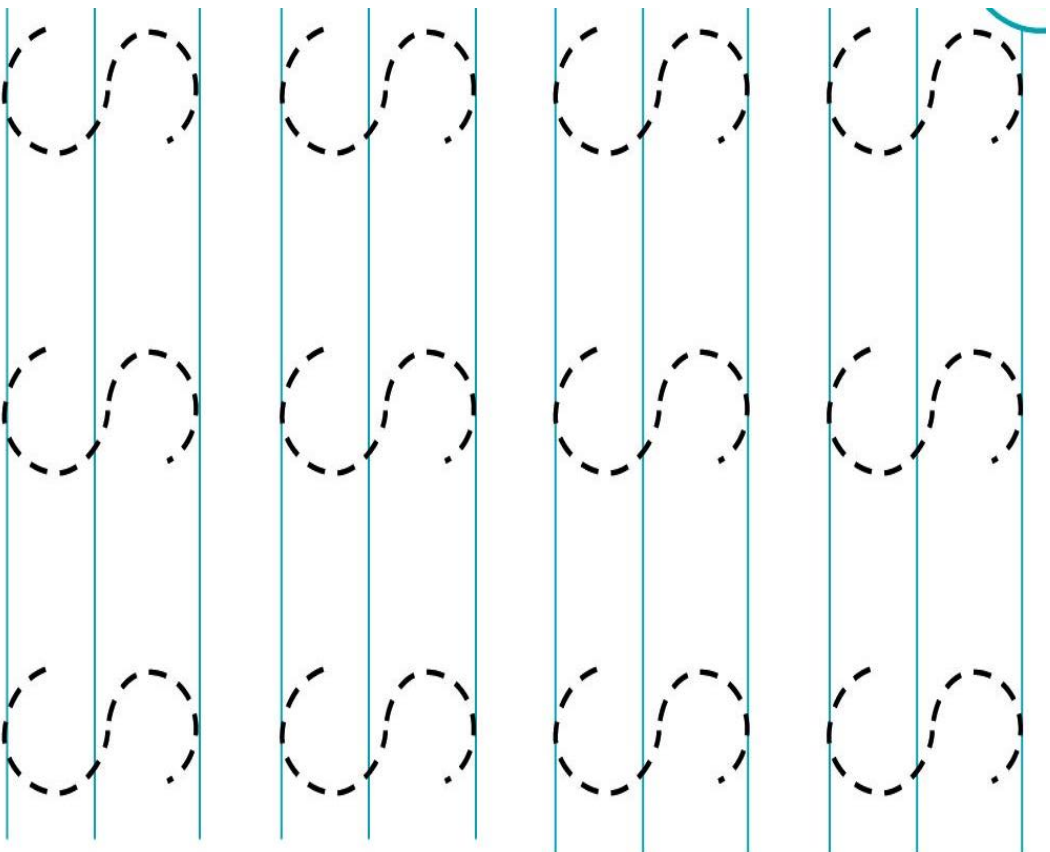
	1	
--	----------	--

	3	
--	----------	--

	5	
--	----------	--

NOMBRE: _____

REPASA CON LÁPIZ. DESPUÉS, REPASA CON ROTULADOR



NOMBRE: _____

COLOREA LA CANTIDAD DE ANIMALES QUE INDICA LA ETIQUETA

5

3

0

4

2

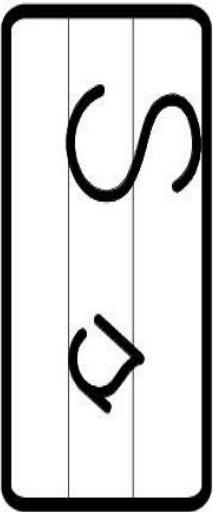

1

6

NOMBRE: _____

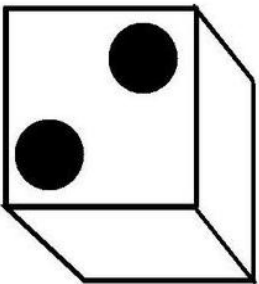
RODELA LAS S (MAYÚSCULA) DE COLOR MARRÓN Y LA s (MINÚSCULA) DE COLOR ROJO

M s A P m m r S
 r S m s a m A
 s A q P a P s E
 M s m m r E S
 s M i M s S

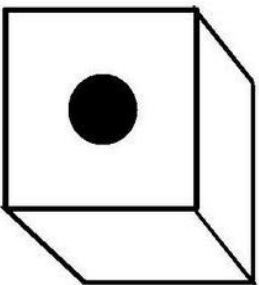



NOMBRE: _____


RODEA EL NÚMERO QUE CORRESPONDE A LA CANTIDAD DE PUNTOS



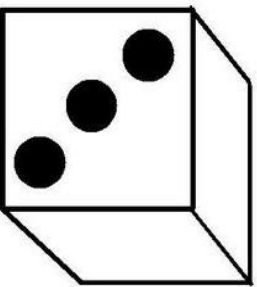
1
2
3
4



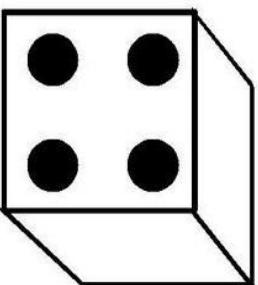
1
2
3
4



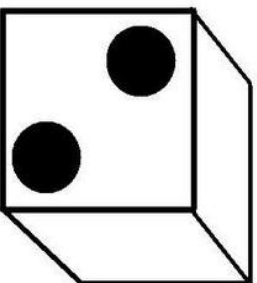
1
2
3
4



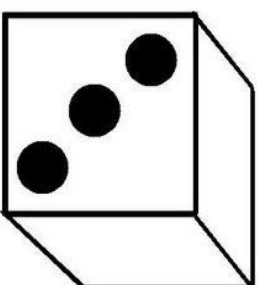
1
2
3
4



1
2
3
4



1
2
3
4



1
2
3
4

NOMBRE: _____


LEER LAS PALABRAS Y RODEA LA QUE CORRESPONDE CON LA IMAGEN. ESCRIBE EN CADA PAUTA LA PALABRA CORRECTA. COLOREA



pelo

paloma

palo



carpa

carro

sal



carpa

carro

sal

NOMBRE: _____

COMPLETA CON LA LETRA QUE FALTA. COPIA DEBAJO LA PALABRA. REPASA CON ROTULADOR Y COLOREA



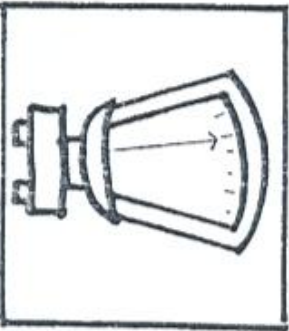
— *opa*



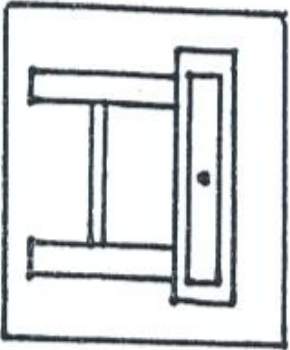
— *uela*



— *aro*



— *reo*




— *mea*



— *o*

NOMBRE: _____

RODEA DE VERDE LOS VÉRTICES. ESCRIBE DENTRO DE CADA FIGURA EL NÚMERO DE VÉRTICES QUE TIENE.



NOMBRE: _____

ESCRIBE CADA PALABRA DONDE CORRESPONDA, SEGÚN CONTENGA *rr* O *rr*

rr

palav

asa

nela

rie

sala

sol

rr

NOMBRE: _____

CUENTA Y ESCRIBE EN LA ETIQUETA EL NÚMERO DE OBJETOS QUE HAY. DESPUÉS, DIBUJA EL NÚMERO TOTAL DE OBJETOS Y ESCRIBE EL NÚMERO

Activity 1: Counting red Christmas balls. The first circle contains 4 balls, the second contains 2 balls. Below each circle is a label box. To the right is a large drawing box and a label box.

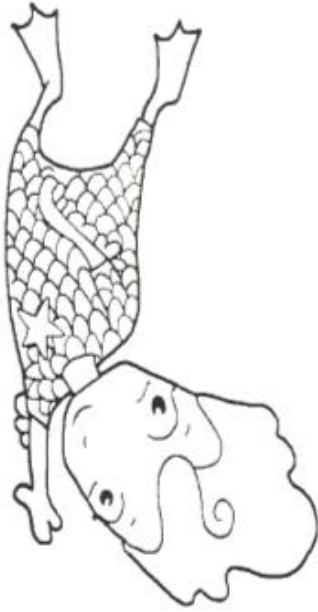
Activity 2: Counting candy canes. The first circle contains 5 candy canes, the second contains 1 candy cane. Below each circle is a label box. To the right is a large drawing box and a label box.

Activity 3: Counting green Christmas trees. The first circle contains 2 trees, the second contains 3 trees. Below each circle is a label box. To the right is a large drawing box and a label box.

Activity 4: Counting yellow stars. The first circle contains 3 stars, the second contains 1 star. Below each circle is a label box. To the right is a large drawing box and a label box.

NOMBRE: _____

COLOREA DE ROJO EL PEZ QUE ESTÁ SOBRE ELI Y DE AZUL, EL QUE ESTÁ BAJO ELI.
COLOREA DE VERDE EL PULPO QUE ESTÁ SOBRE EL CORAL T DE NARANJA, EL QUE ESTÁ BAJO EL CORAL



NOMBRE: _____

CUENTA Y ESCRIBE EN LA ETIQUETA EL NÚMERO DE OBJETOS QUE HAY. DESPUÉS, DIBUJA EL NÚMERO TOTAL DE OBJETOS Y ESCRIBE EL NÚMERO

Activity box 1: A large rounded rectangle contains three circles. The first circle has two red chili peppers. Below it is a small empty rectangle. The second circle also has two red chili peppers. Below it is a small empty rectangle. The third circle is empty. Below it is a small empty rectangle. To the right of these circles is a larger empty rounded rectangle for drawing the total.

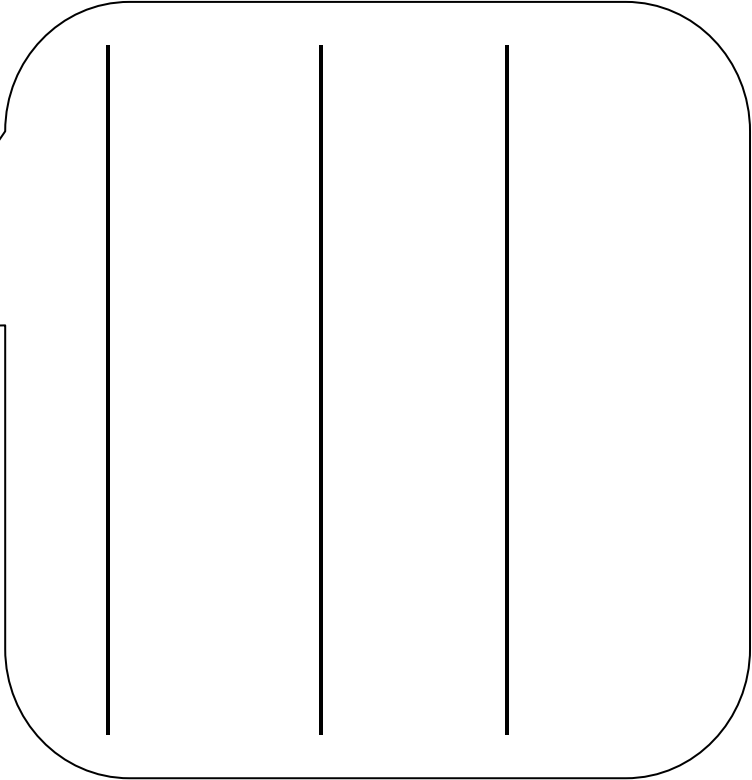
Activity box 2: A large rounded rectangle contains three circles. The first circle has two red chili peppers. Below it is a small empty rectangle. The second circle is empty. Below it is a small empty rectangle. The third circle is empty. Below it is a small empty rectangle. To the right of these circles is a larger empty rounded rectangle for drawing the total.

Activity box 3: A large rounded rectangle contains three circles. The first circle has one cookie. Below it is a small empty rectangle. The second circle has two cookies. Below it is a small empty rectangle. The third circle is empty. Below it is a small empty rectangle. To the right of these circles is a larger empty rounded rectangle for drawing the total.

Activity box 4: A large rounded rectangle contains three circles. The first circle has three cookies. Below it is a small empty rectangle. The second circle has two cookies. Below it is a small empty rectangle. The third circle is empty. Below it is a small empty rectangle. To the right of these circles is a larger empty rounded rectangle for drawing the total.

NOMBRE: _____

ESCRIBE CADA PALABRA DONDE CORRESPONDA, SEGÚN CONTENGA *m* O *l*



m

mamá

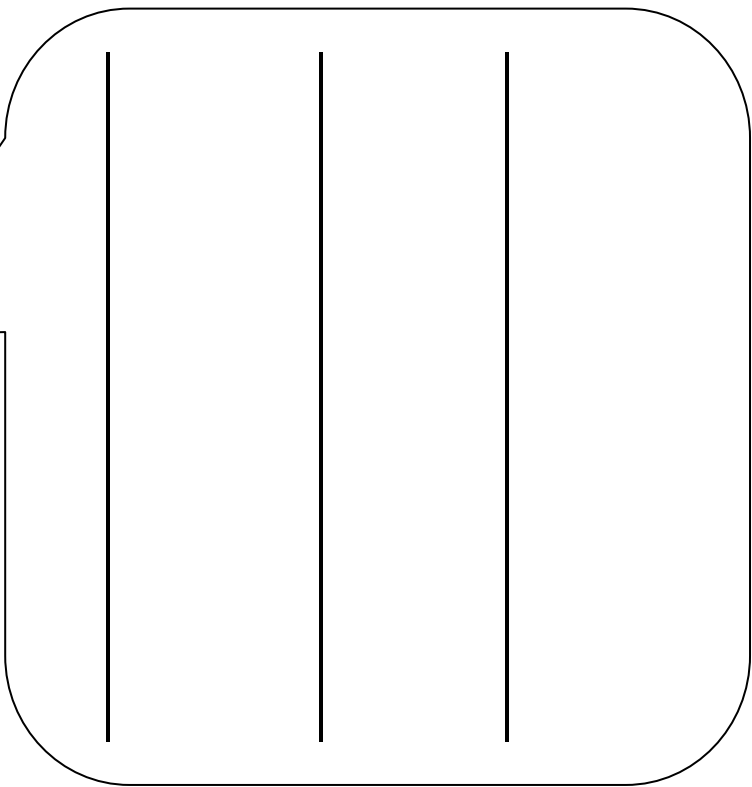
Lola

mapa

suma

rafa

lupa



l

NOMBRE: _____


LEE LAS FRASES Y COMPLETARLAS CON PALABRAS QUE APARECEN ABAJO.
DIBUJA LA FRASE QUE TIENE MAYOR NÚMERO DE PALABRAS

Papá lee el _____

Ama usa la _____

El oso lame la _____

paloma sal mapa
mesa oso lupa
miel masa papel



NOMBRE: _____