



REPASA CON LÁPIZ Y ROTULADOR. RODEA LAS "U" DE LOS NOMBRES



Úrsula




Ulises



NOMBRE: _____

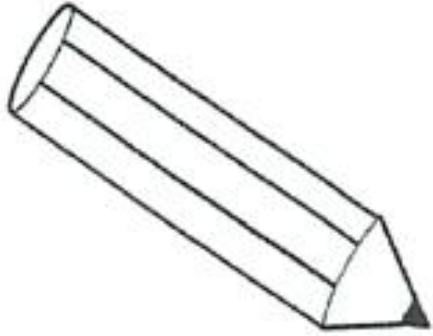
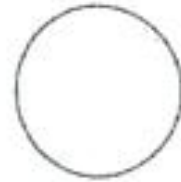
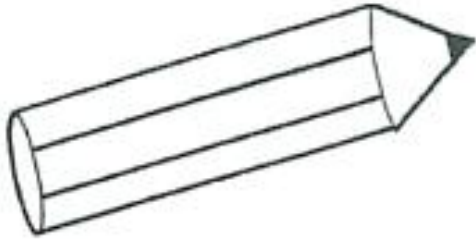
REPASA CON LÁPIZ Y ROTULADOR.



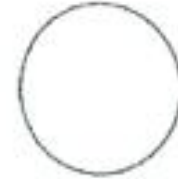
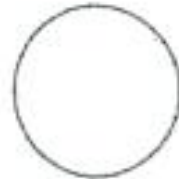

NOMBRE: _____

SIGUE LAS SERIES

Rojo / Verde



Azul / Amarillo



NOMBRE: _____

RODEA U DE ROJO Y u de azul



ÚRSULA



lupa

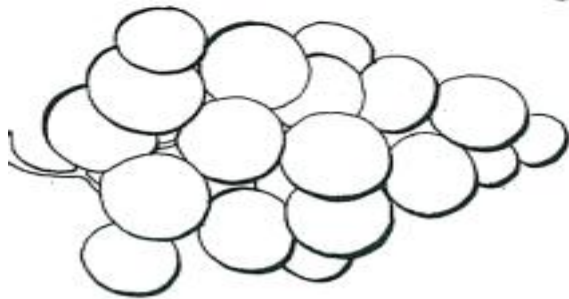


aguja



búho


U u



UVA



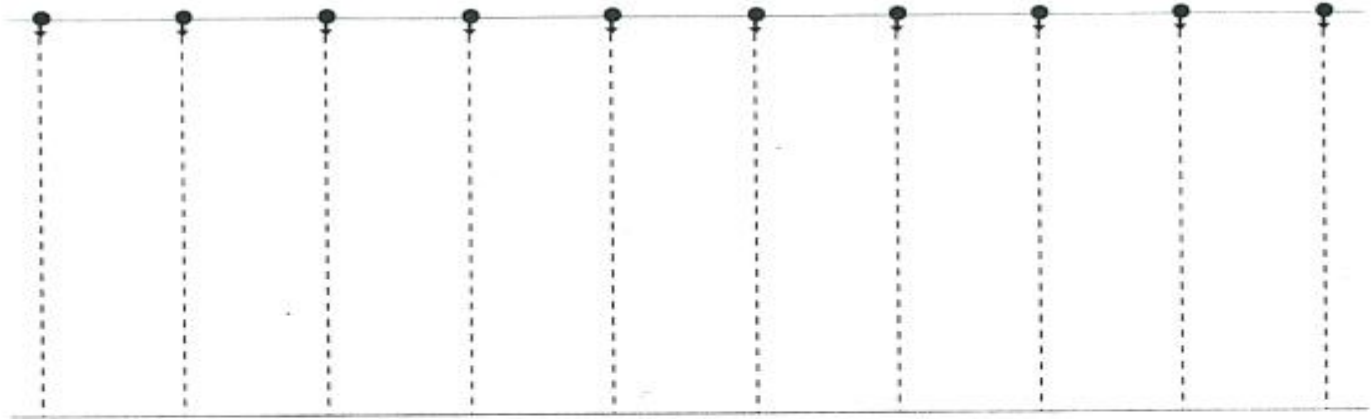
NUBE



cubo

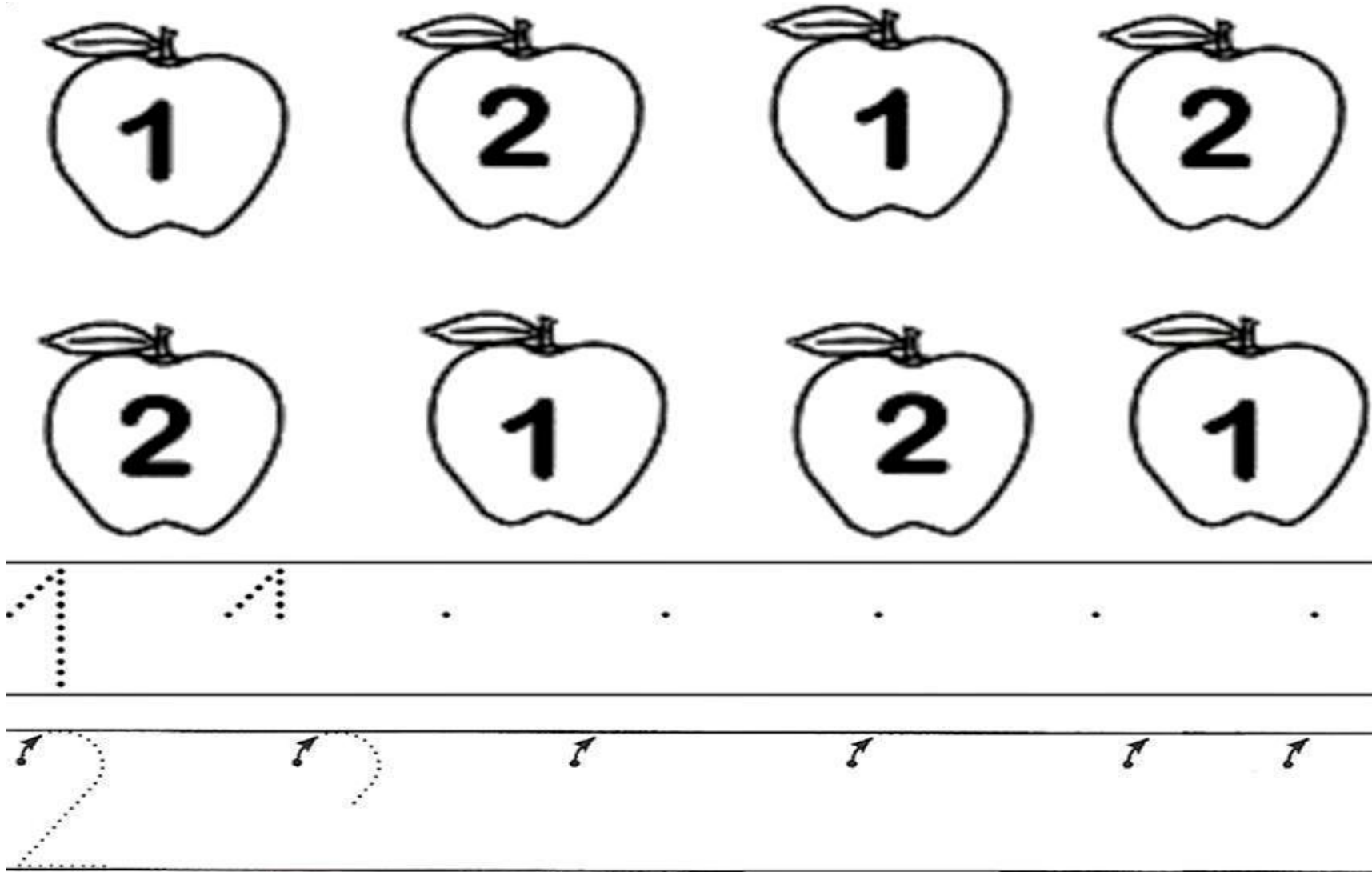
NOMBRE: _____

REPASAR CON LÁPIZ Y ROTULADOR



NOMBRE: _____


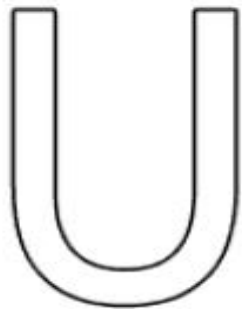
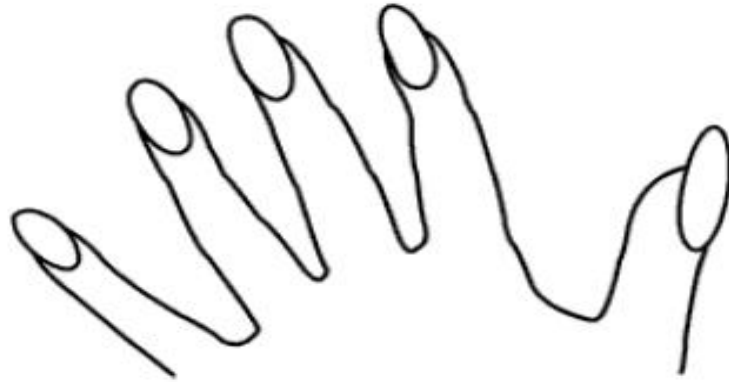
ESCRIBE LOS NÚMEROS. COLOREA DE ROJO LAS MANZANAS QUE TIENEN EL NÚMERO 1 Y DE VERDE LAS QUE TIENEN EL NÚMERO 2.



NOMBRE: _____

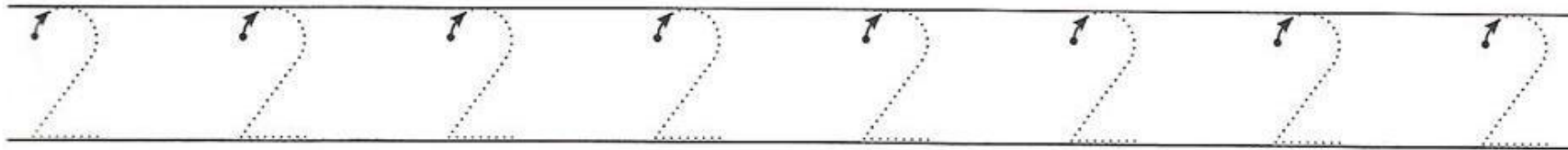
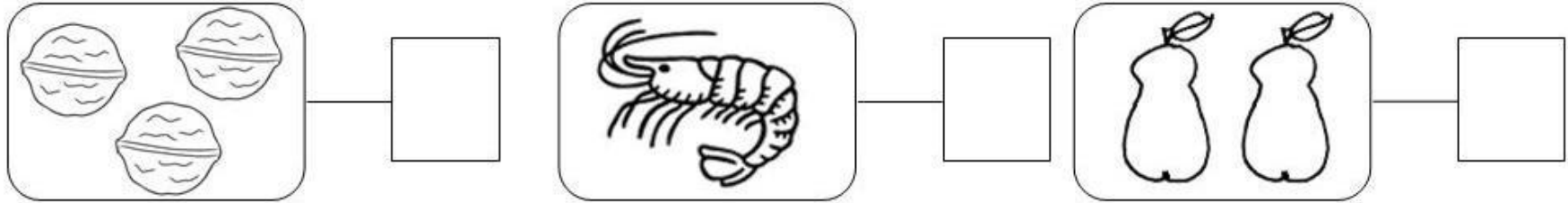
REPASA CON LÁPIZ Y ROTULADOR. COLOREA EL DIBUJO

maña



NOMBRE: _____

REPASA LOS NÚMEROS CON LÁPIZ Y ROTULADOR. CUENTA Y ESCRIBE EL NÚMERO CORRESPONDIENTE AL LADO DE CADA DIBUJO. COLOREA

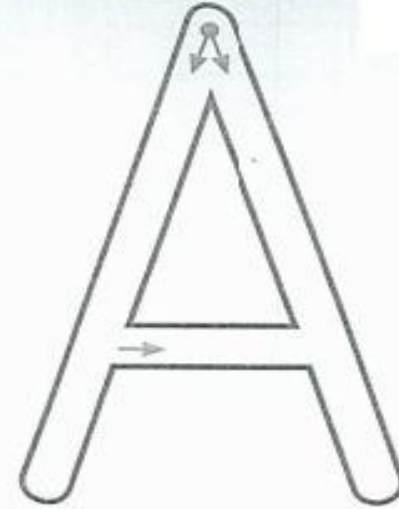


NOMBRE: _____

REPASA CON LÁPIZ Y ROTULADOR



Álvaro



NOMBRE: _____

REPASA CON LÁPIZ Y ROTULADOR

A handwriting practice sheet with four rows of dashed cursive letters on a four-line grid. The first row contains five 'c's. The second row contains five 'a's. The third row contains five 'd's. The fourth row contains four 'a's. On the left side, there is an illustration of a rocket ship flying upwards, with a small cloud above it and a trail of smoke below it. On the right side, there is an illustration of a squirrel sitting on the ground, holding a nut in its paws, with several nuts scattered around it.

NOMBRE: _____


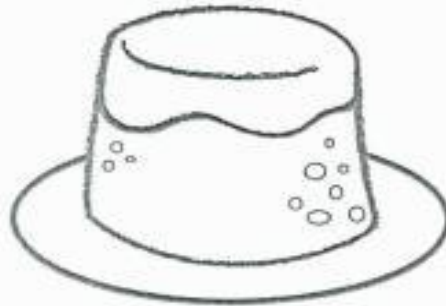
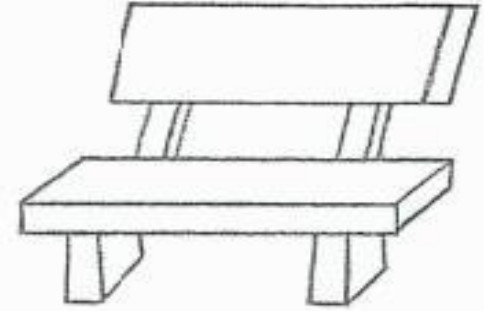
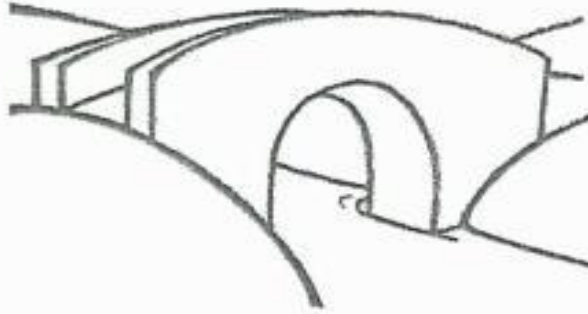
REPASA CON LÁPIZ. REPASA CON ROTULADOR VERDE LA A y con rotulador rojo la a.

The handwriting practice sheet is organized as follows:

- Row 1:** Four boxes. The first box shows a solid lowercase 'a'. The next three boxes each contain two dotted lowercase 'a's for tracing. The first box in this row has a shaded area above the top line.
- Row 2:** Four boxes. The first box shows a solid uppercase 'A'. The next three boxes each contain two dotted uppercase 'A's for tracing. The first box in this row has a shaded area above the top line.
- Row 3:** A horizontal dotted line spanning the width of the page.
- Row 4:** A long horizontal box divided into five sections. Each section contains a dotted lowercase 'a' followed by a dotted uppercase 'A' for tracing.
- Row 5:** A long horizontal box divided into five sections. Each section contains a dotted lowercase 'a' followed by a dotted uppercase 'A' for tracing.

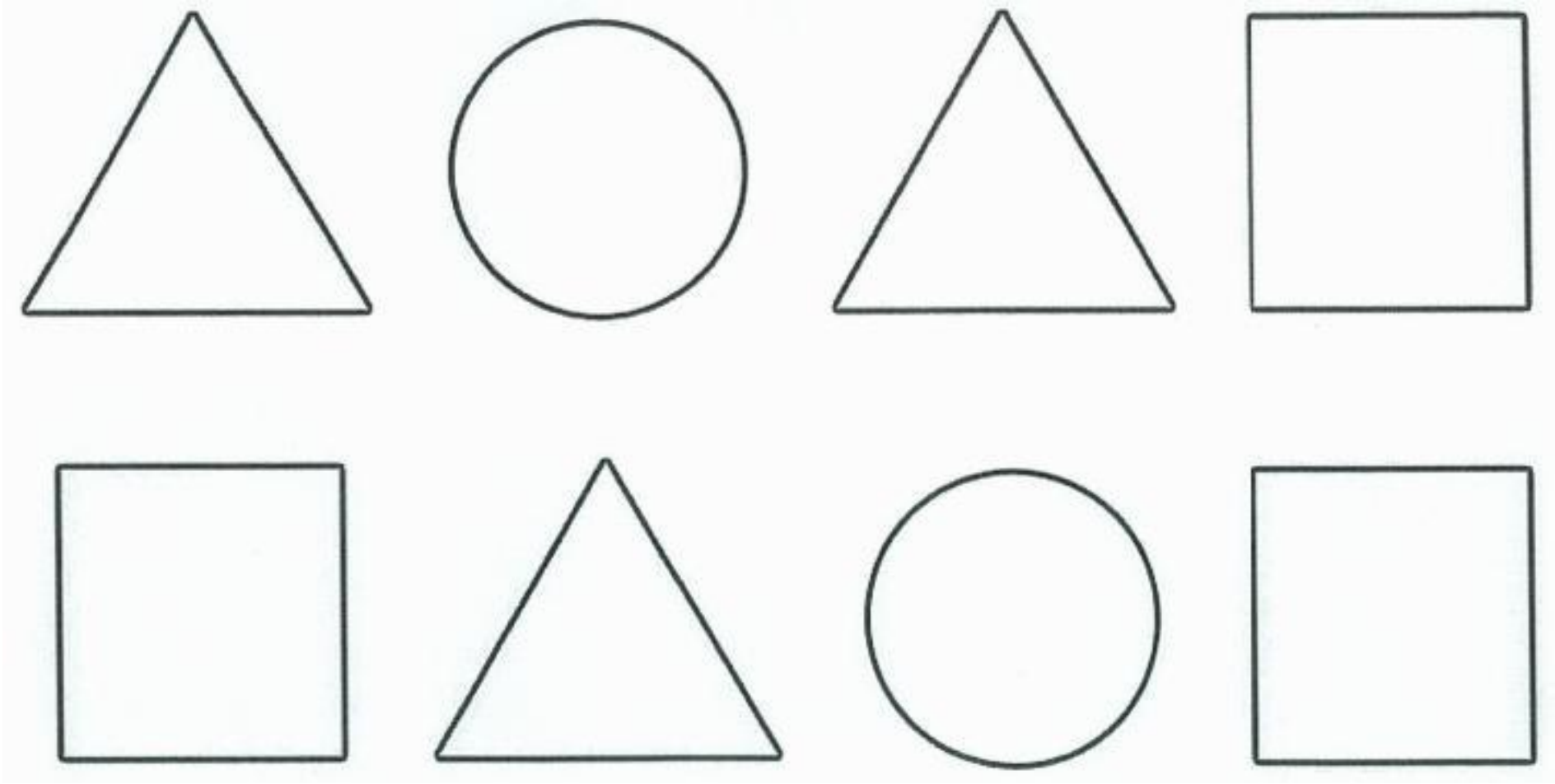
NOMBRE: _____

COLOREA LOS DIBUJOS QUE CONTENGAN LA LETRA A



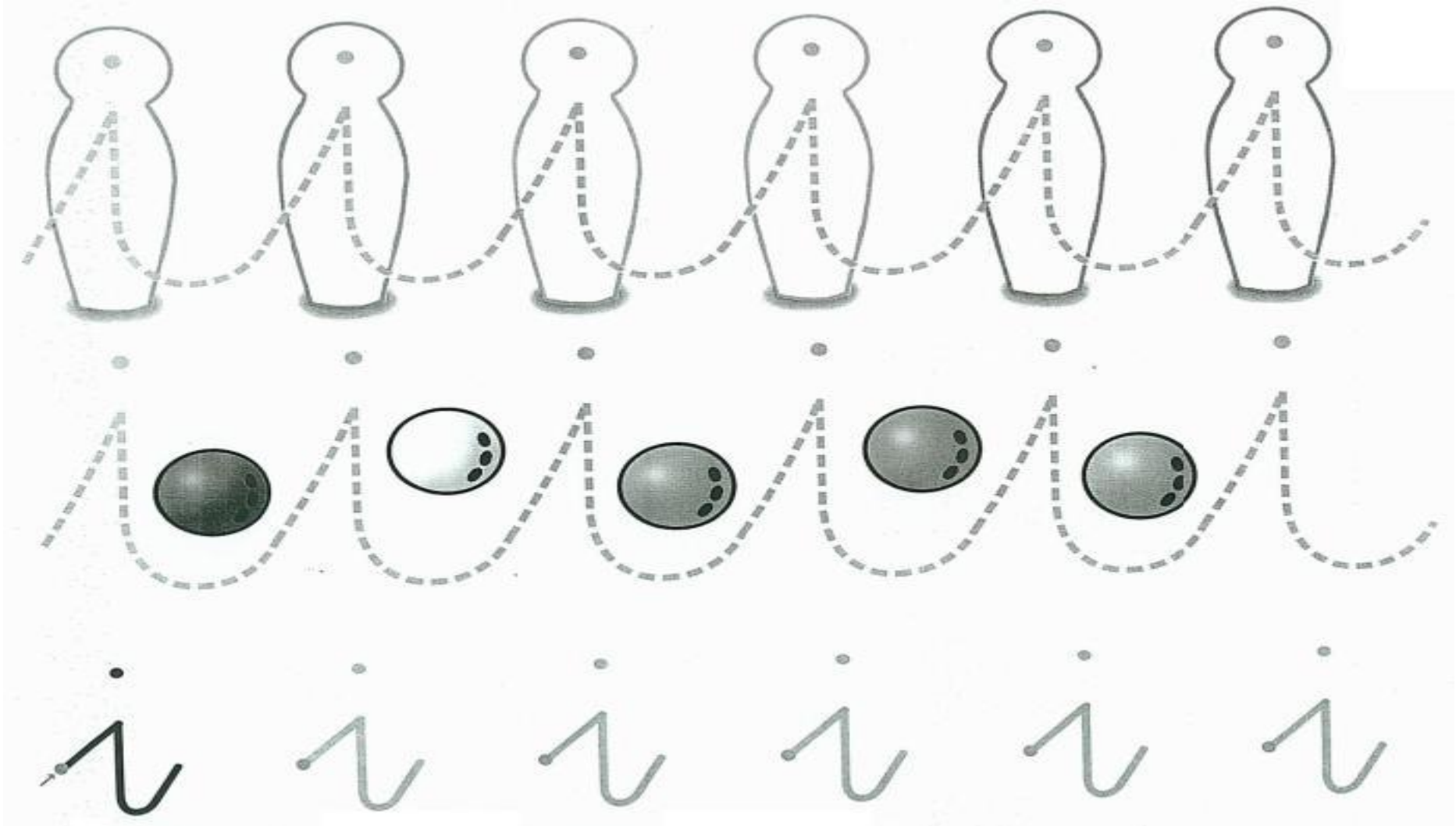
NOMBRE: _____

COLOREA LOS CUADRADOS DE AZUL, LOS CÍRCULOS DE ROJO Y LOS TRIÁNGULOS DE AMARILLO



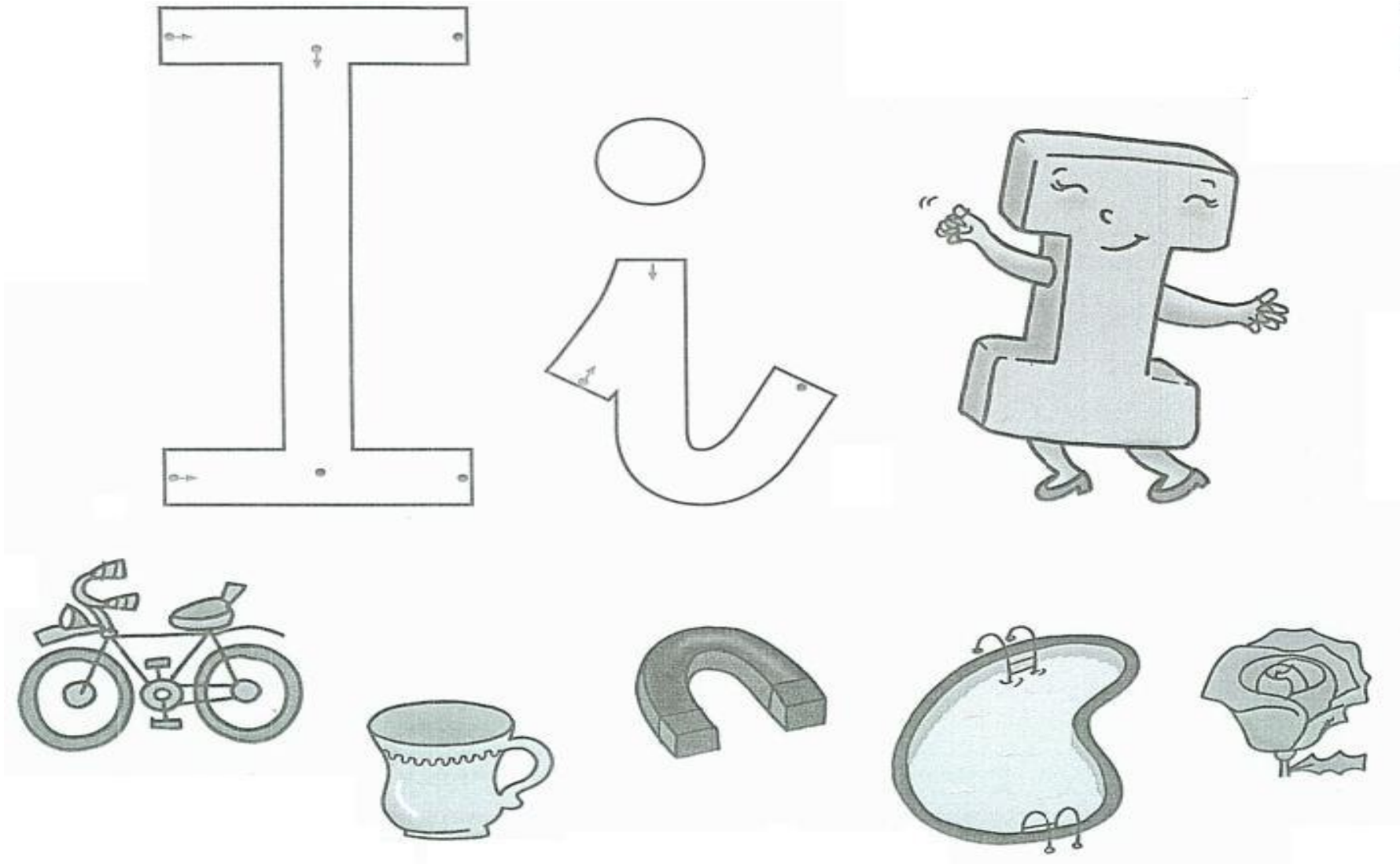
NOMBRE: _____

REPASA CON LÁPIZ Y ROTULADOR



NOMBRE: _____

REALIZA EL TRAZO CON LÁPIZ Y ROTULADOR. RODEA LOS DIBUJOS CUYOS NOMBRES CONTENGAN LA I



NOMBRE: _____

ESCRIBE Y REPASA CON LÁPIZ Y ROTULADOR.





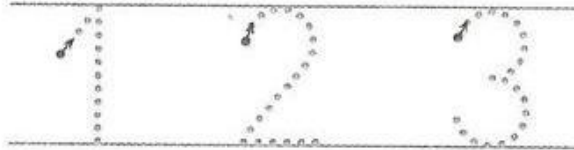



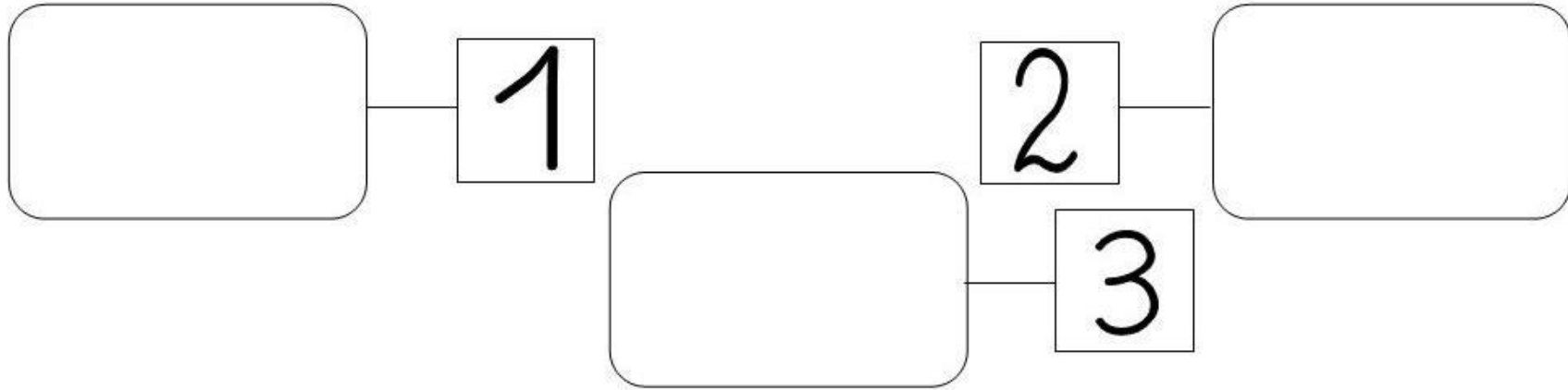
Handwriting practice lines for uppercase 'I' and lowercase 'i'. The first row contains six uppercase 'I's on a three-line grid (dashed top, solid middle, dashed bottom). Each 'I' has a vertical line with a dot at the top and bottom, and a horizontal bar at the top. The second row contains four lowercase 'i's on a three-line grid. Each 'i' has a vertical line with a dot at the top and bottom, and a horizontal bar at the top. The remaining space in the second row is blank for practice.

A row of ten cursive lowercase 'i's on a three-line grid for tracing. Each 'i' starts with a dot on the top line, goes down to the bottom line, and has a small loop at the top.

A row of seven lowercase 'i's on a three-line grid for tracing. The first, third, fifth, and seventh 'i's are printed with a vertical line and a dot at the top and bottom. The second, fourth, and sixth 'i's are cursive. The remaining space is blank for practice.

NOMBRE: _____

REPASA LOS NÚMEROS CON LÁPIZ Y ROTULADOR. DIBUJA LA CANTIDAD DE COSAS QUE INDICA EL NÚMERO. COLOREA




NOMBRE: _____

REPASA CON LÁPIZ Y ROTULADOR

This section contains tracing practice for the letter 'i'. It includes a horse on the left with a speech bubble containing the letter 'i'. To its right are two rows of dashed zigzag lines. Below these are two rows of dashed lowercase 'i's: the first row has seven 'i's with a dot above each, and the second row has five 'i's with a dot above each. On the right side of the 'i' rows is a girl holding a pencil, with a speech bubble containing the letter 'i' next to her.

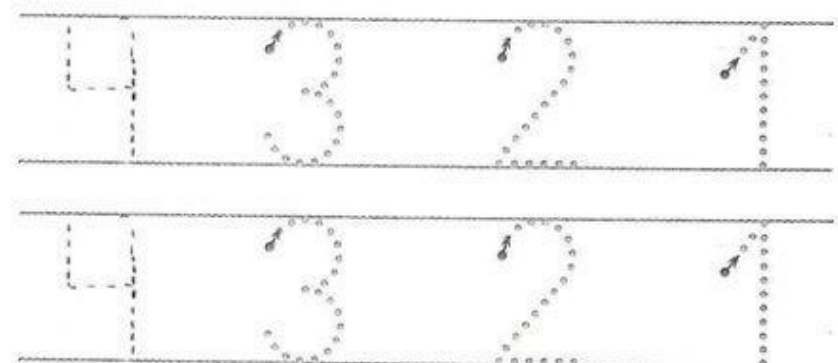
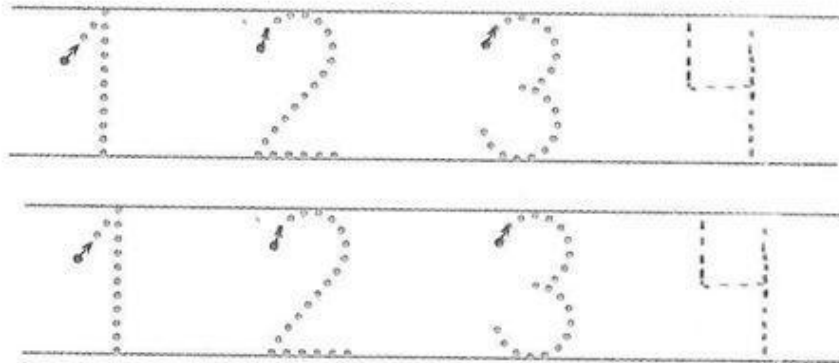
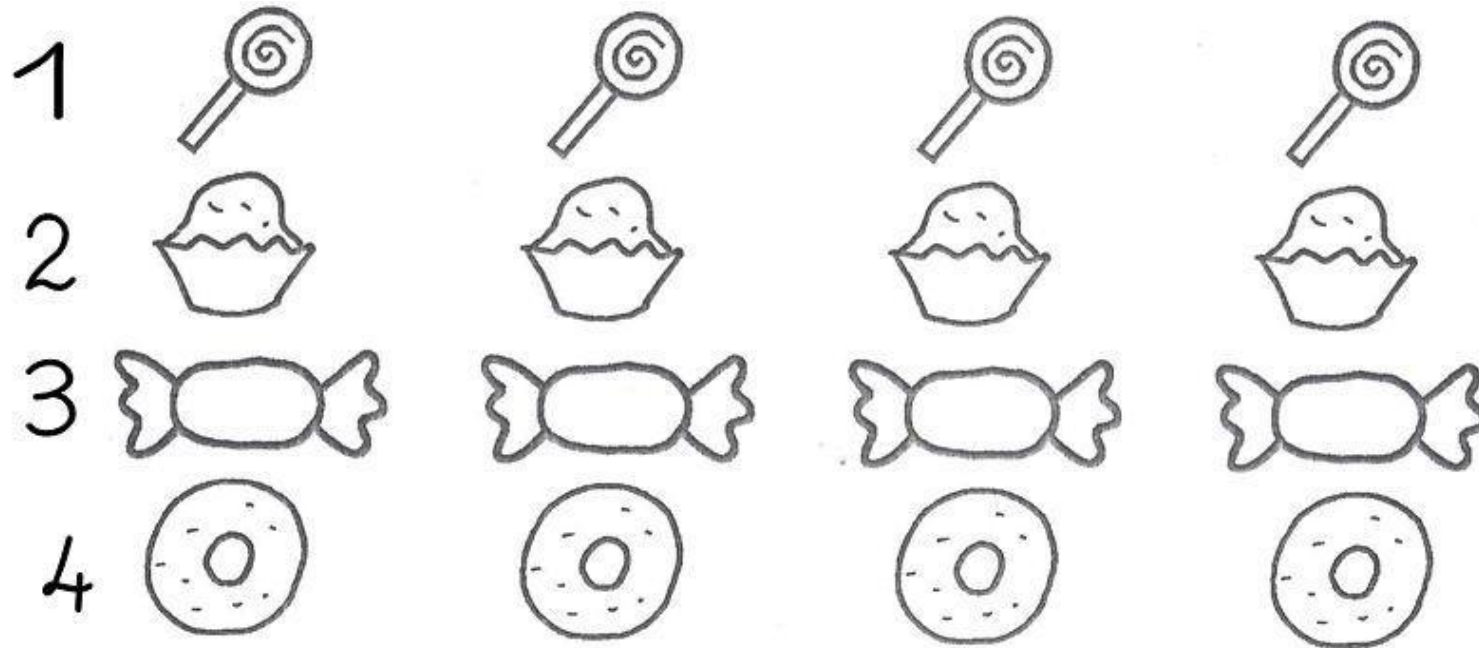
NOMBRE: _____

REPASA CON LÁPIZ Y ROTULADOR




NOMBRE: _____

REPASA LOS NÚMEROS CON LÁPIZ Y ROTULADOR. COLOREA TANTOS OBJETOS COMO SE INDICA



NOMBRE: _____

REALIZA EL TRAZO CON LÁPIZ. REPASA U DE ROJO Y u de azul



Ulises



hucha



guante

Handwriting practice line for uppercase U. The line contains two examples of the letter U followed by several vertical tick marks for tracing.

Handwriting practice line for lowercase u. The line contains two examples of the letter u followed by several vertical tick marks for tracing.

NOMBRE: _____

REALIZA EL TRAZO CON LÁPIZ. REPASA A DE AMARILLO Y a de naranja





Álvaro

A

a

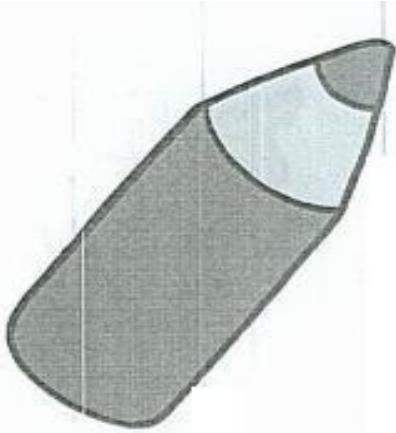


Alicia



NOMBRE: _____

REALIZA LOS TRAZOS CON LÁPIZ Y ROTULADOR. RODEA LA *i* EN LAS PALABRAS





lápiz



pizarra




tijeras



NOMBRE: _____

COLOREA LOS CUADRADOS DE ROJO, CÍRCULOS DE AZUL, TRIÁNGULOS DE AMARILLO Y RECTÁNGULOS DE VERDE



NOMBRE: _____

CUENTA LOS RATONES Y UNE CON EL NÚMERO CORRESPONDIENTE. REPASA LOS NÚMEROS CON LÁPIZ Y ROTULADOR

1 2 3 4

1 2 3 4

NOMBRE: _____

REPASA CON LÁPIZ Y ESCRIBE. REPASA CON ROTULADOR

U U U U U U U U

u u u u u u u u

u u u u u u u u

NOMBRE: _____

