

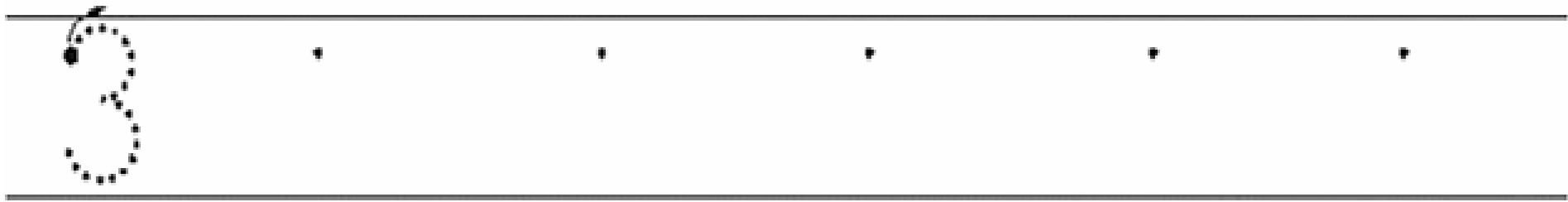



REPASA CON LÁPIZ Y DESPUÉS CON ROTULADOR.




NOMBRE: _____

ESCRIBE LOS NÚMEROS CON LÁPIZ. DESPUÉS, REPASA CON ROTULADOR.




NOMBRE: _____

ESCRIBE CADA PALABRA EN EL GLOBO QUE CORRESPONDA SEGÚN CONTENGA *n* o *l*. COLOREA A LOS NIÑOS

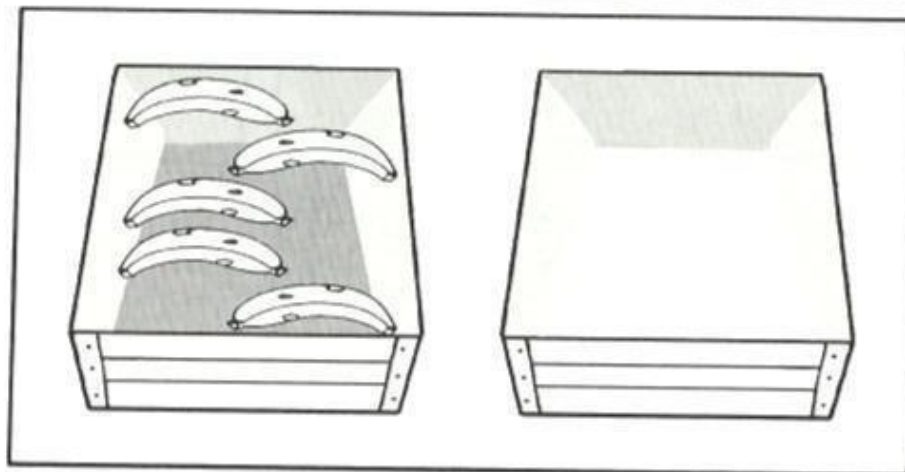
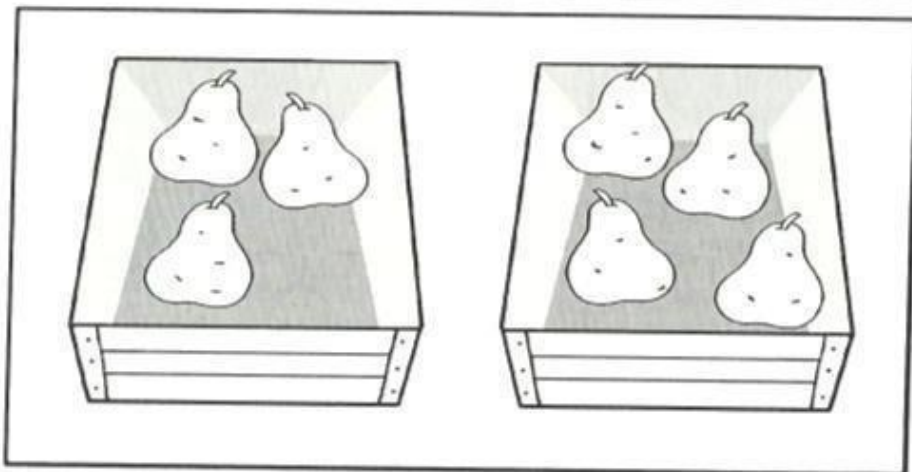
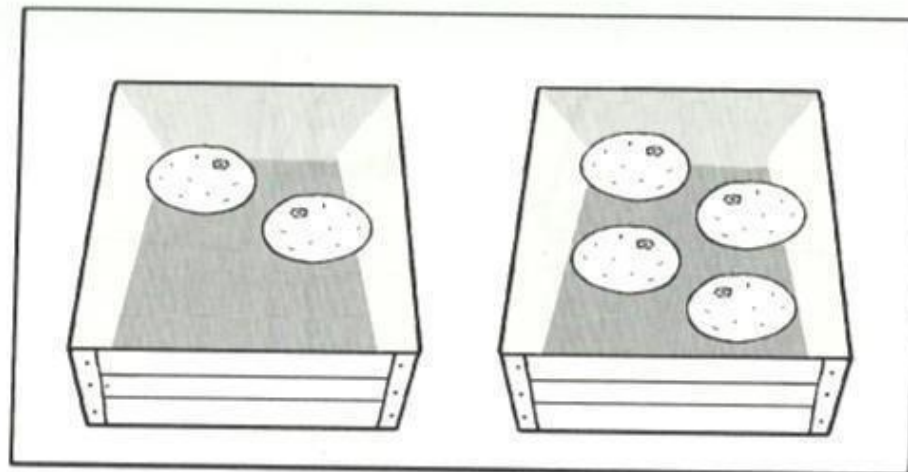
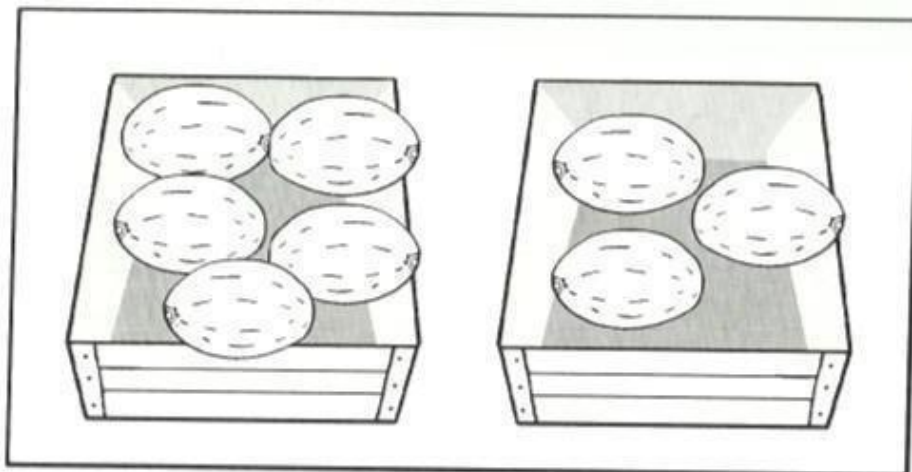


lila
pie
ola
papá
leo
pipa



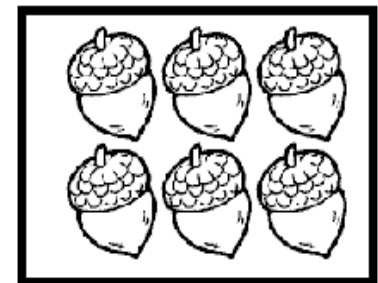
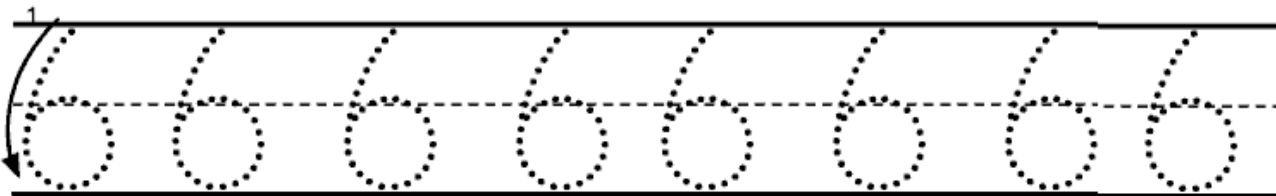
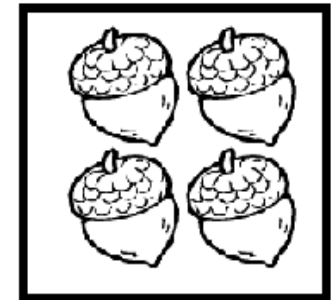
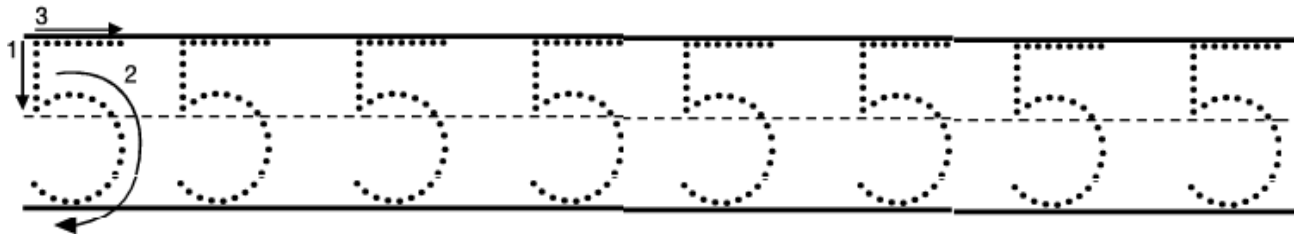

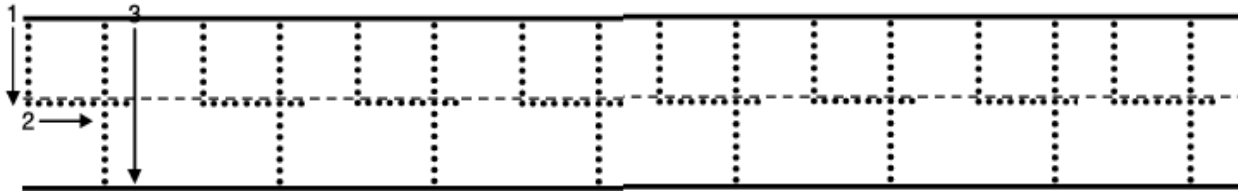
NOMBRE: _____

COLOREA, EN CADA CASO, LA CAJA QUE TIENE MÁS FRUTAS. DIBUJA EN LA CAJA VACÍA MENOS PLÁTANOS QUE EN LA OTRA.



NOMBRE: _____

REPASA CON LÁPIZ Y LUEGO CON ROTULADOR. UNE CADA IMAGEN CON EL NÚMERO QUE CORRESPONDA.

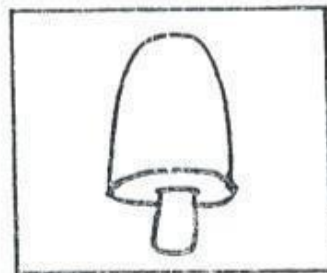


NOMBRE: _____


COMPLETA CON LA LETRA QUE FALTA. COPIA DEBAJO LA PALABRA.



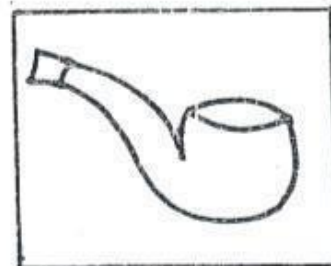
 ene
ene



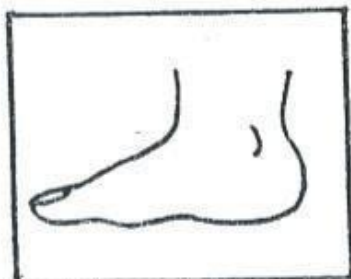
 olo



 ala



 ia



 ie




 aí

NOMBRE: _____

ESCRIBE EL NÚMERO DE FLORES QUE HAY EN CADA JARRÓN.

7



NOMBRE: _____


COLOREA DE VERDE EL OBJETO QUE ESTÁ DELANTE DE ELI Y DE MARRÓN EL OBJETO QUE ESTÁ DETRÁS.

8



NOMBRE: _____

REPASA CON LÁPIZ Y LUEGO CON ROTULADOR.



NOMBRE: _____

COMPLETA CADA ACUARIO CON NÚMEROS O PECES, SEGÚN CORRESPONDA.

The image shows four rectangular aquariums arranged in a 2x2 grid. Each aquarium contains a different number of fish and other elements. The top-right, bottom-left, and bottom-right aquariums have a sign with the number 6. The top-left aquarium has an empty sign.

- Top-left aquarium:** Contains 6 fish. A sign with an empty box is attached to the top right.
- Top-right aquarium:** Contains 3 fish and a piece of seaweed. A sign with the number 6 is attached to the top right.
- Bottom-left aquarium:** Contains 4 fish and a piece of seaweed. A sign with the number 6 is attached to the top right.
- Bottom-right aquarium:** Contains 5 fish and a piece of seaweed. A sign with the number 6 is attached to the top right.

NOMBRE: _____

REPASA LAS SÍLABAS. LEE LAS PALABRAS Y COPIALAS.

mu

ma

mi

mo

me

mu

ma

mi


mo

me



mamá

•



mula

•

NOMBRE: _____

ESCRIBE EL NÚMERO ANTERIOR Y POSTERIOR.

	2	
--	----------	--



	1	
--	----------	--

	3	
--	----------	--

	5	
--	----------	--

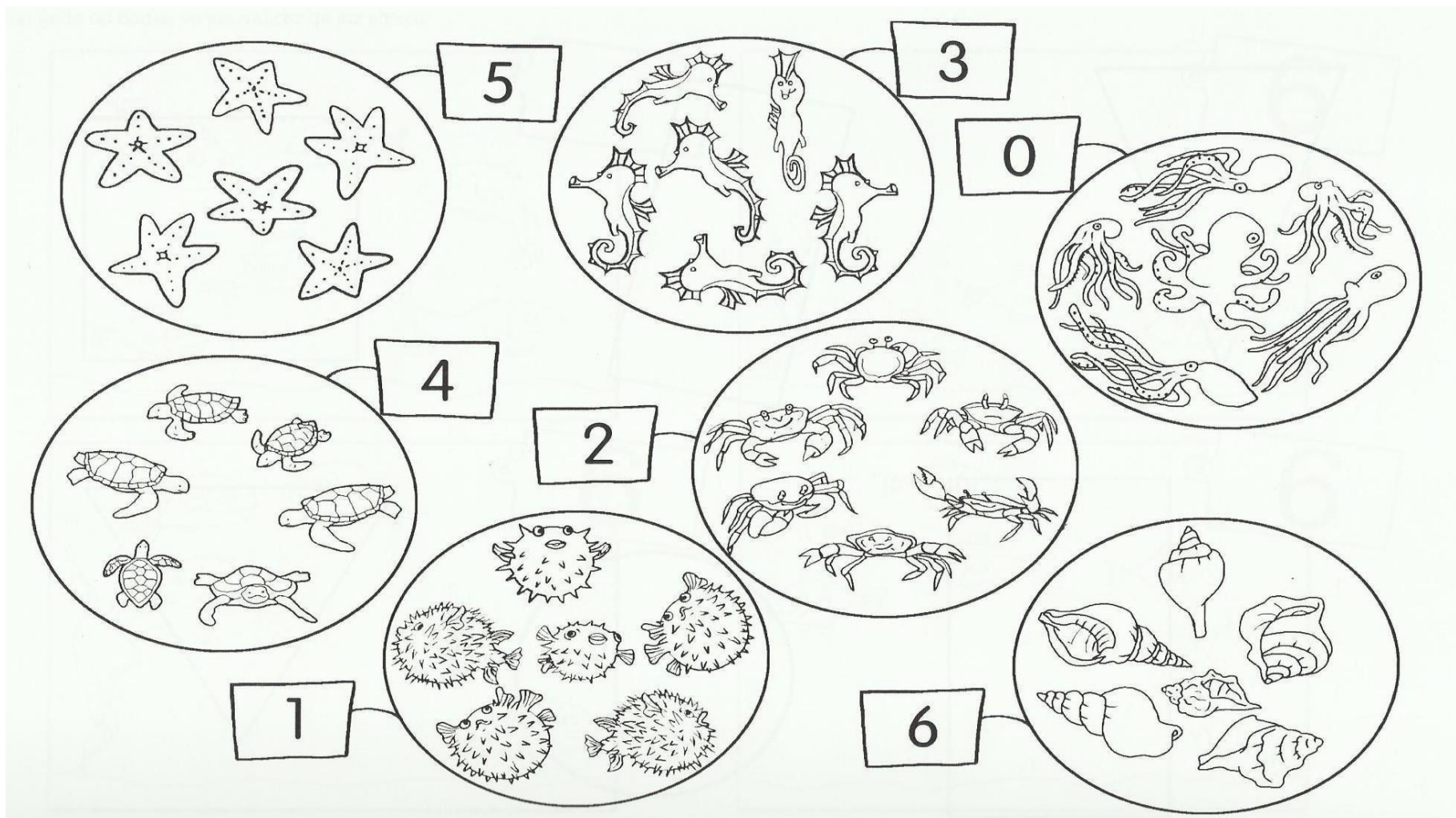
NOMBRE: _____

REPASA CON LÁPIZ. DESPUÉS, REPASA CON ROTULADOR.




NOMBRE: _____

COLOREA LA CANTIDAD DE ANIMALES QUE INDICA LA ETIQUETA.




NOMBRE: _____


COMPLETA CON LA LETRA QUE FALTA. COPIA DEBAJO LA PALABRA.




 opa



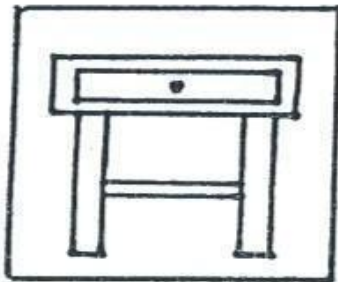
 uela



 apo



pe o




me a



o o

NOMBRE: _____

COLOREA DE ROJO EL PEZ QUE ESTÁ ENCIMA ELI Y DE AZUL EL PULPO QUE ESTÁ DEBAJO DEL CORAL.



NOMBRE: _____

LEE Y ESCRIBE CADA PALABRA DONDE CORRESPONDA, SEGÚN TENGA **p** O **s**.

17

A rounded rectangular box with three horizontal lines. At the bottom center, there is a cursive letter 's'.

pala

osa

pelo

pila

asa

seis

A rounded rectangular box with three horizontal lines. At the bottom center, there is a cursive letter 'p'.

NOMBRE: _____

CUENTA Y ESCRIBE EN LA ETIQUETA EL NÚMERO DE OBJETOS QUE HAY. DESPUÉS, DIBUJA Y ESCRIBE EL NÚMERO TOTAL DE OBJETOS.

This activity box contains two ovals. The first oval contains four red Christmas ornaments. Below it is a small rectangular box for counting. The second oval contains three red Christmas ornaments. Below it is another small rectangular box for counting. To the right of these two ovals is a larger rectangular box for drawing and writing the total number of objects.

This activity box contains two ovals. The first oval contains four red and white striped candy canes. Below it is a small rectangular box for counting. The second oval contains one red and white striped candy cane. Below it is another small rectangular box for counting. To the right of these two ovals is a larger rectangular box for drawing and writing the total number of objects.

This activity box contains two ovals. The first oval contains two green Christmas trees. Below it is a small rectangular box for counting. The second oval contains three green Christmas trees. Below it is another small rectangular box for counting. To the right of these two ovals is a larger rectangular box for drawing and writing the total number of objects.

This activity box contains two ovals. The first oval contains two yellow stars. Below it is a small rectangular box for counting. The second oval contains one yellow star. Below it is another small rectangular box for counting. To the right of these two ovals is a larger rectangular box for drawing and writing the total number of objects.

NOMBRE: _____

NOMBRE: _____