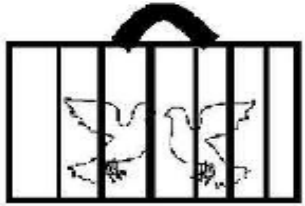


Rodea la palabra correcta y escríbela en la línea de puntos.



jauja

jaula

paula

.....



jamón

monja

esponja

.....



jeta

jota

teja

.....

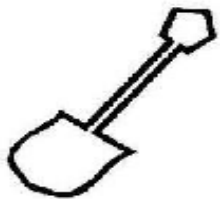


ojo

ajo

mojo

.....



paja

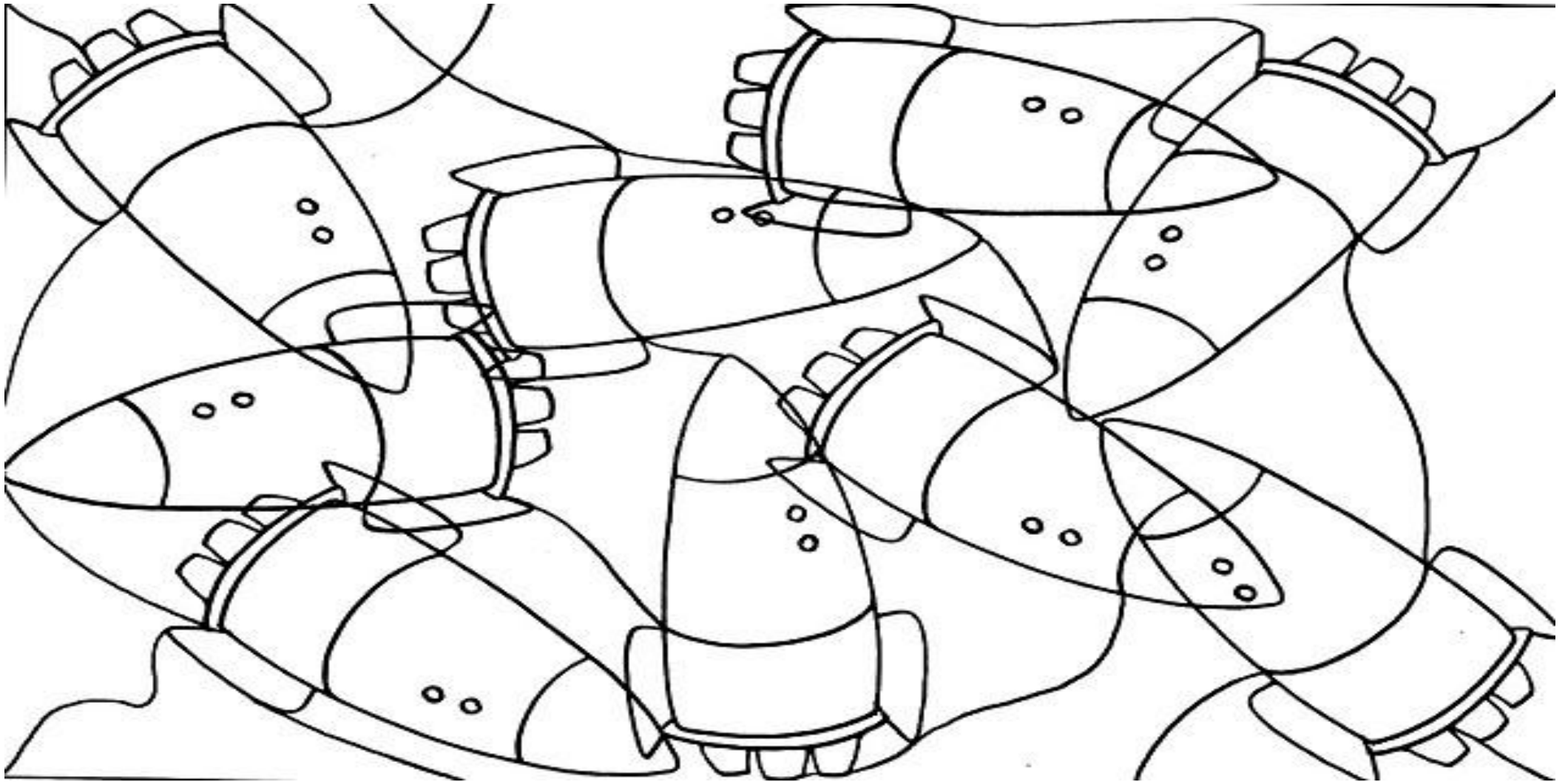
tala

pala

.....

Nombre: _____

Encuentra los 7 elementos y coloréalos.



Nombre: _____

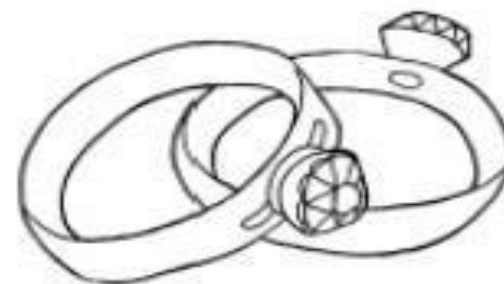
Pica las palabras y pégalas con su dibujo. Después copia debajo.



yate









yoyó



joyas


Nombre: _____

Copia los dibujos en la dirección correcta.

	I	I
		
		
		

Nombre: _____

Colorea la sílaba adecuada y cópiala en el hueco.




lla llo lle

meda__



llo lli lla

ani__



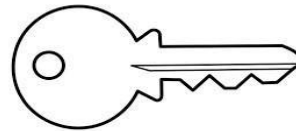
lli llo lla

po__to



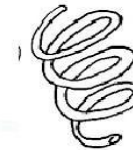
lli llo lla

__via



lla lle lli

__ve

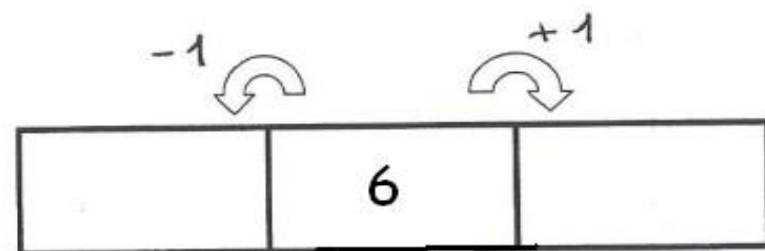
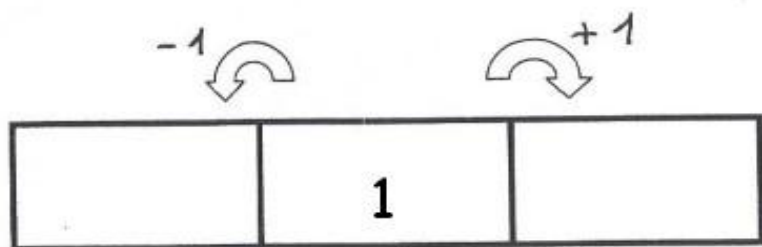
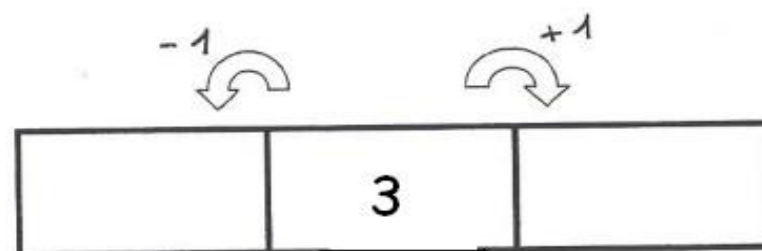
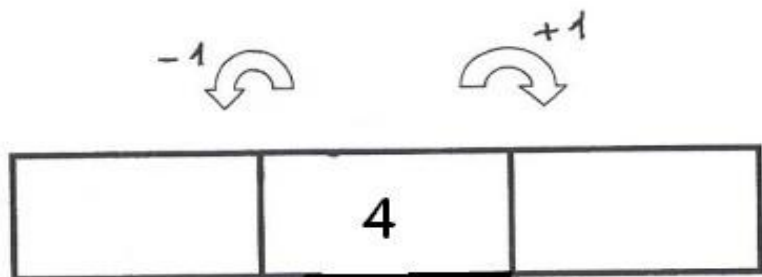
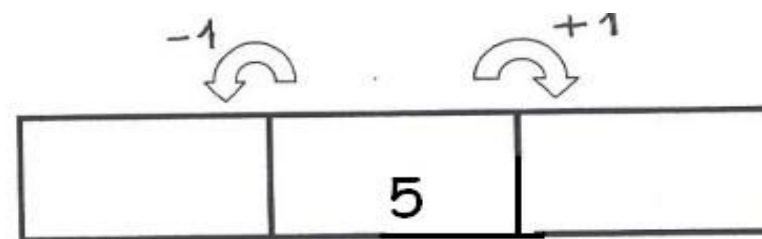
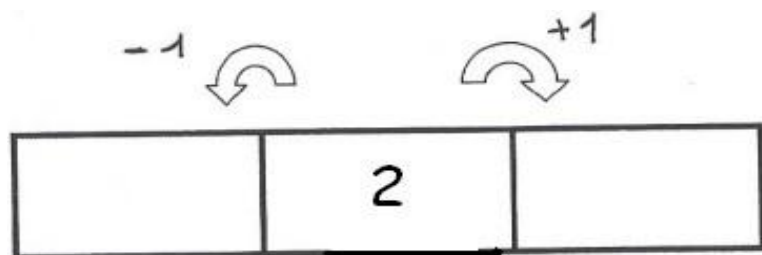


lli lle lli

mue__


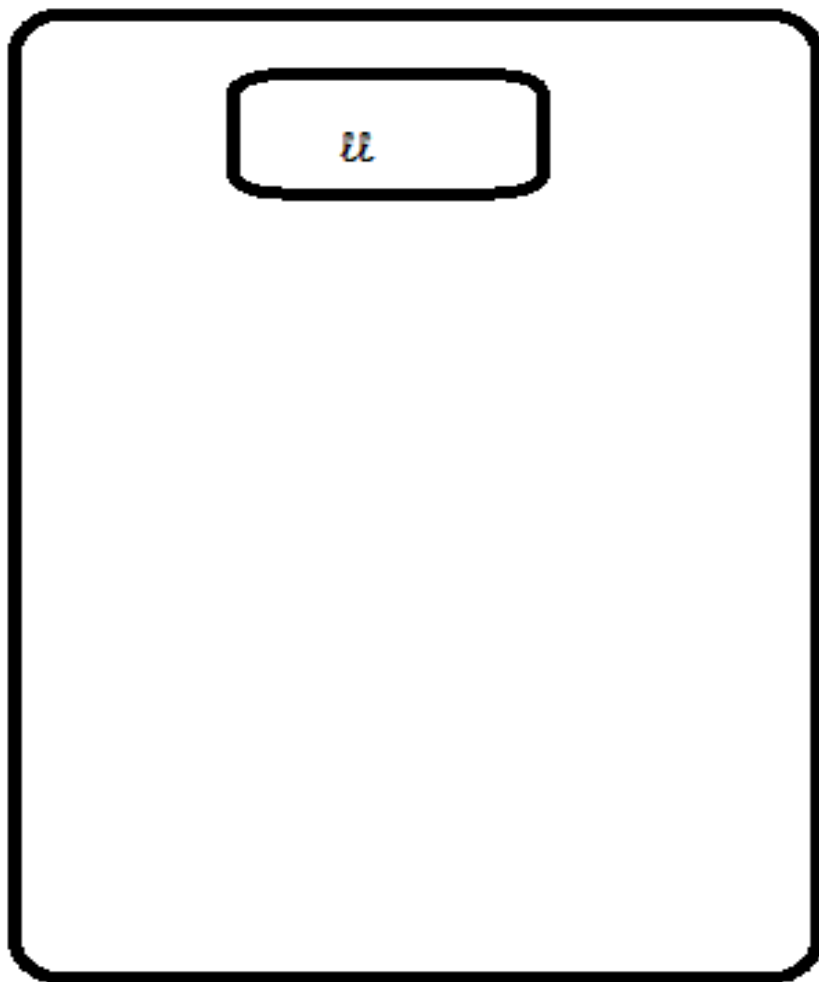
Nombre: _____

Escribe el número anterior y posterior.



Nombre: _____

Completa los cuadros con recortes de revista dónde la ll y dónde no suene.



Nombre: _____

Repasa el número 7 y completa los cuadrados con puntitos.

The worksheet contains two rows of exercises. Each exercise consists of a dotted number 7 with a starting arrow and a square containing a specific number of dots. The first row has 7 dots, 3 dots, 4 dots, and 1 dot. The second row has 4 dots, 5 dots, 3 dots, and 2 dots.

Nombre: _____

Lee y repasa las sílabas. Luego completa las palabras y cópialas.

tu

tu

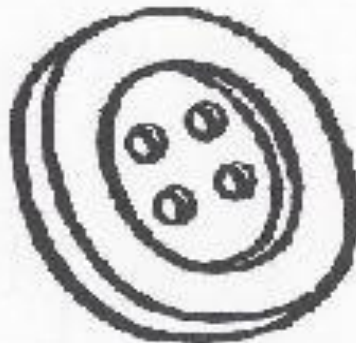
ti

te

tu



tu _____



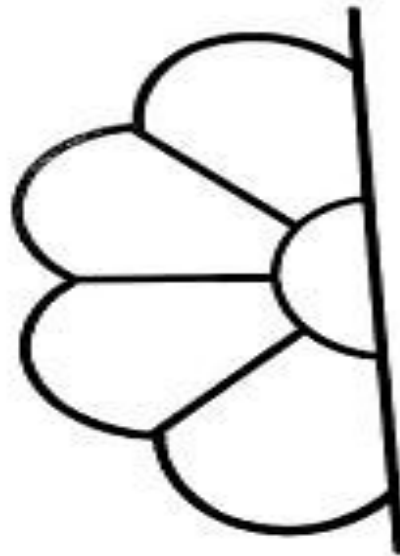


_____ tu



esco _____

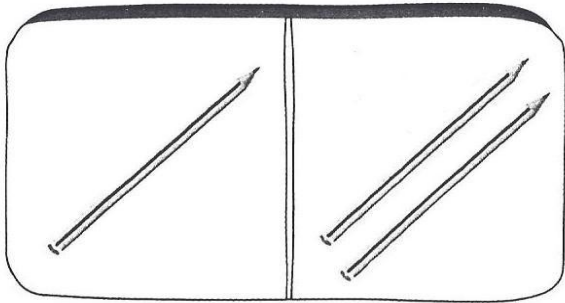
Nombre: _____

Realiza las siguientes simetrías y después colorea.

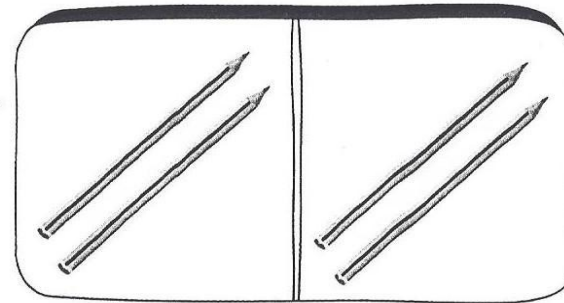


Nombre: _____



Realiza las siguientes sumas.




$$\underline{1} + \underline{2} = \underline{3}$$



$$\underline{\quad} + \underline{\quad} = \underline{\quad}$$



$$\underline{\quad} + \underline{\quad} = \underline{\quad}$$



$$\underline{\quad} + \underline{\quad} = \underline{\quad}$$

Nombre: _____

Lee y repasa las sílabas. Después completa las palabras y cópialas debajo.


•be

•oi

•oo

•oo

•oi



leta




so



olin

Nombre: _____

Realiza las siguientes sumas. Dibuja a la derecha el número total de pinceles.



$$\square + \square = \square$$





$$\square + \square = \square$$



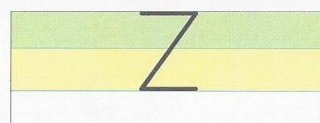

$$\square + \square = \square$$

Nombre: _____







Lee las palabras y realiza la grafía de la Z.



zorro



Zulema



Nombre: _____

Lee y repasa las sílabas. Rellena los huecos en las palabras y cópialas debajo.

ta

er

ca

ta

ca

ca



ta _____



er _____



_____ca

Nombre: _____

Realiza las siguientes sumas con números y dibujos.





5 + 3 =

2 + 4 =

4 + 4 =




Nombre: _____

Lee las palabras y repasa las grafías.






Nombre: _____

Repasa y copia los números.




Nombre: _____



Lee y repasa las sílabas. Completa las palabras y cópialas debajo.



co _____ na



ma _____ ta

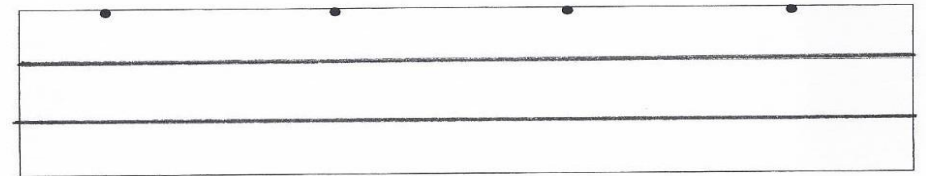
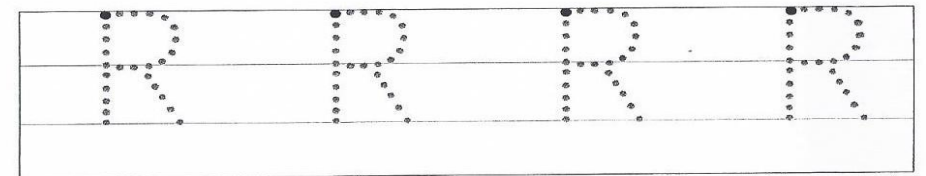

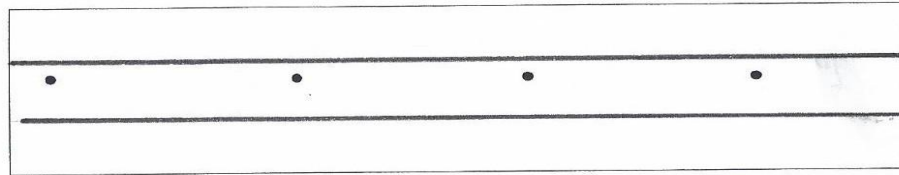
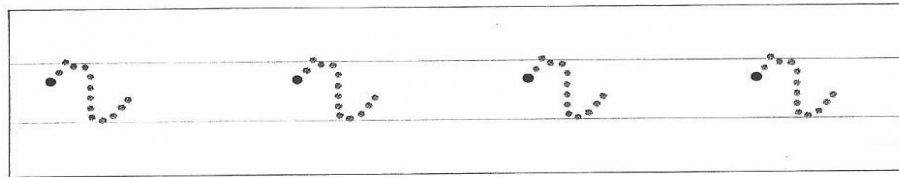





pe _____ ra



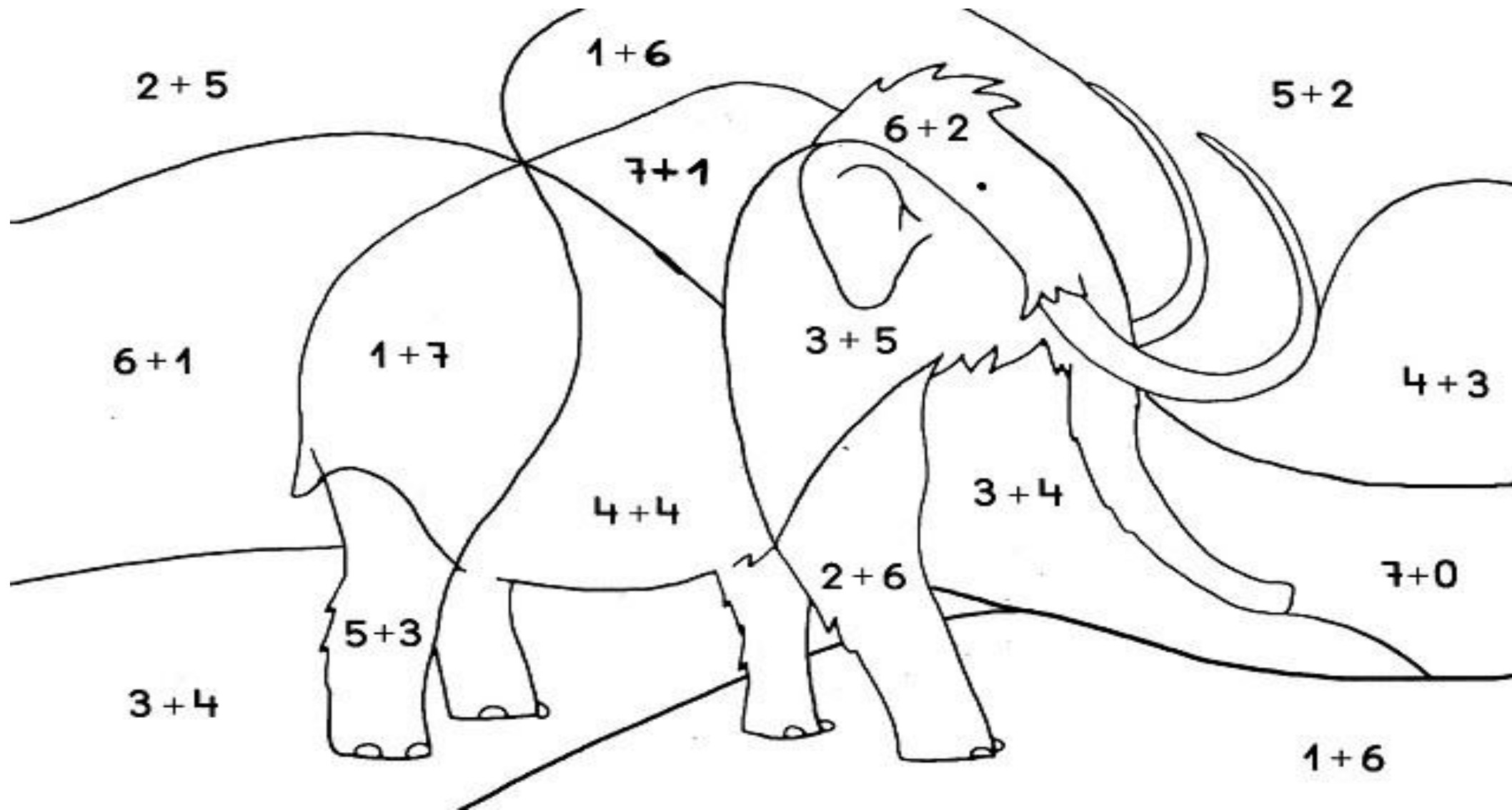
Nombre: _____

Lee las palabras. Repasa y copia la R.





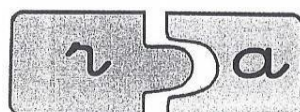


Nombre: _____

Colorea los huecos cuya suma sea 8.




Nombre: _____


Lee y repasa las sílabas. Completa las palabras y cópialas debajo.




* Completa y copia






_____sa



_____dio

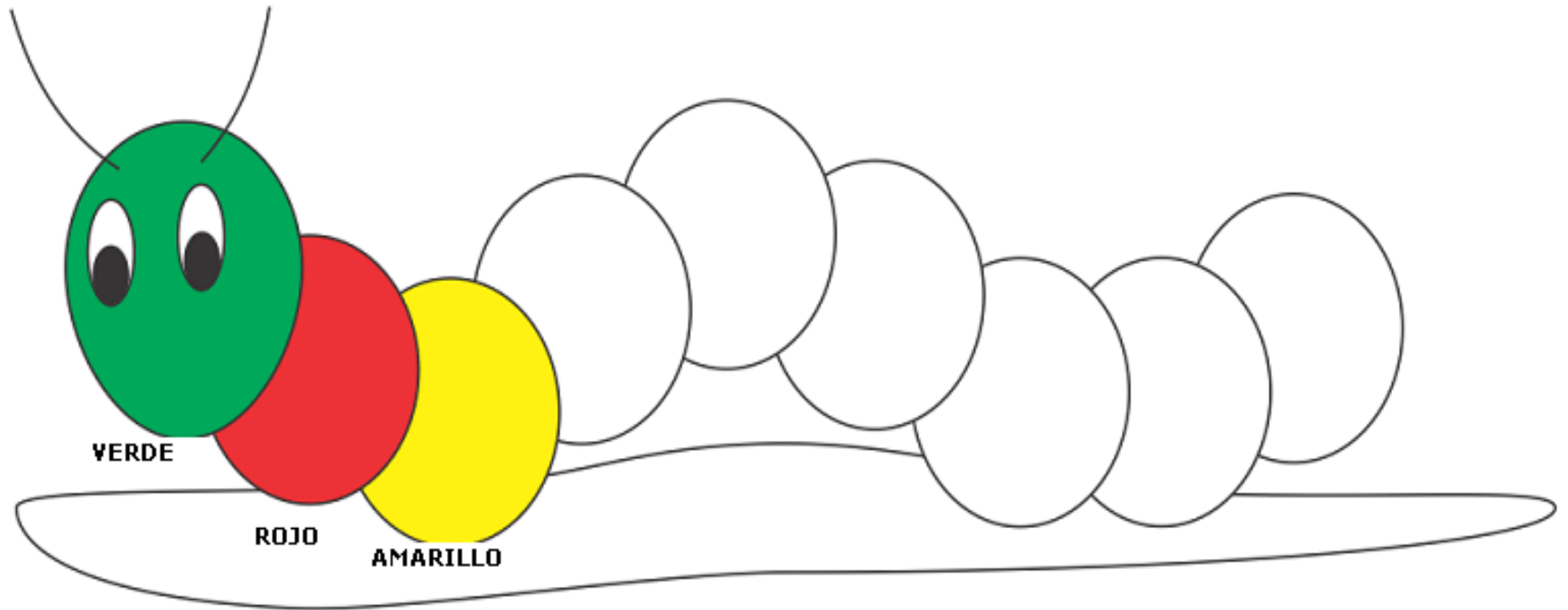


_____no




Nombre: _____

Colorea el gusano realizando la serie correctamente.



Nombre: _____


Lee y copia la opción correcta. Después ordena la frase.



erro

ero


n _____



arra

ara


n _____



arro

aro


t _____




tarro tiene El puerros

Nombre: _____

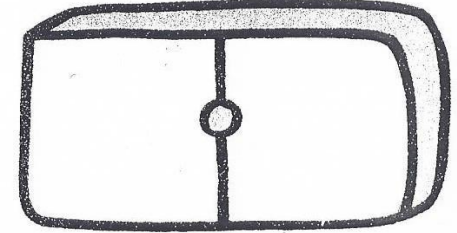
Realiza las sumas y completa el dominó.




$$3 + 2 = \underline{\quad}$$




$$5 + 1 = \underline{\quad}$$



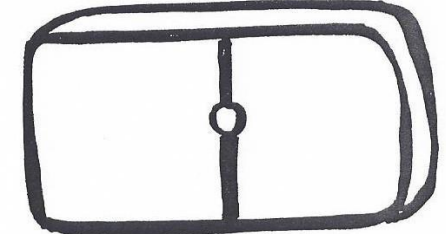
$$4 + 4 = \underline{\quad}$$



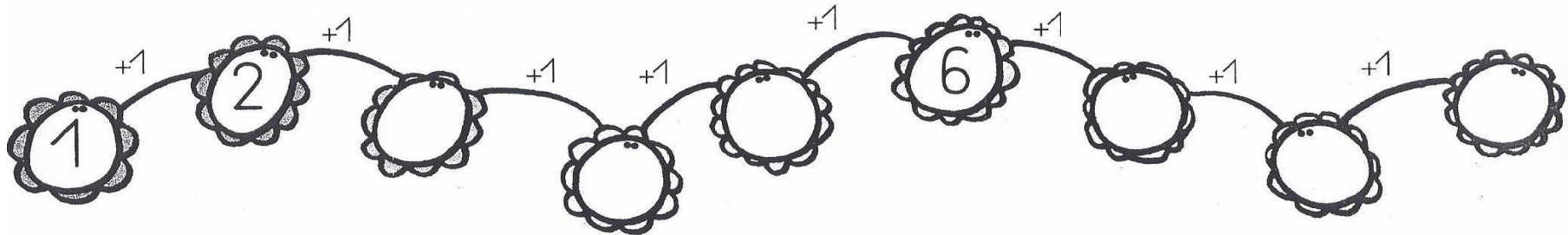
$$2 + 2 = \underline{\quad}$$



$$1 + 6 = \underline{\quad}$$



$$1 + 4 = \underline{\quad}$$



Nombre: _____

Completa con r o doble rr según corresponda. Después colorea.



pe _ o




osa



ojo



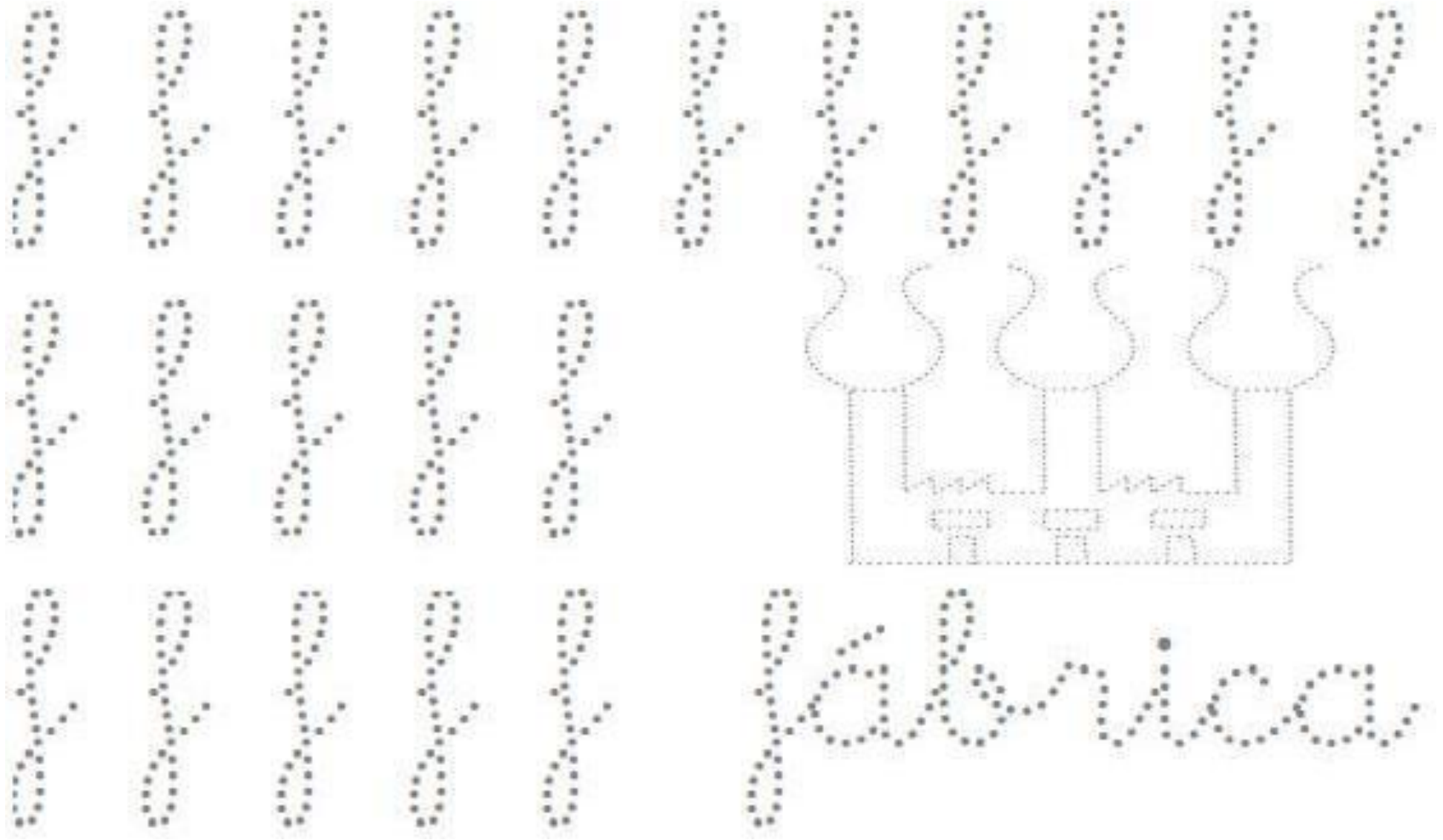
Tie _ a



bu _ o

Nombre: _____

Repasa y colorea.



Nombre: _____


Lee y escribe las palabras. Colorea los dibujos.



faro




fuego



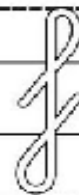
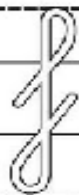
ficha



felino




foca



Nombre: _____

Decora los peces con líneas formas que indica el modelo de arriba. Después colorea a tu gusto.



Nombre: _____

Rodea la palabra correcta y cópiala al lado.



melón

balón

estación

.....

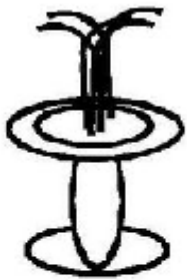


farola

fábula

manola

.....



diente

siente

fuentes

.....



perilla


cerillas

manilla

.....


Nombre: _____

Ayuda a la tortuga a encontrar a sus amigos.



Nombre: _____

Lee y repasa las sílabas con H.



a → ha ha ha ha

e → he he he he

i → hi hi hi hi


o → ho ho ho ho


u → hu hu hu hu

Nombre: _____

Escribe las palabras de los dibujos que contienen la H













Nombre: _____

Lee, copia y dibuja la frase.

Toma un helado de coco.




Nombre: _____

Busca las palabras escondidas en la sopa de letras.



TIGRE



ELEFANTE



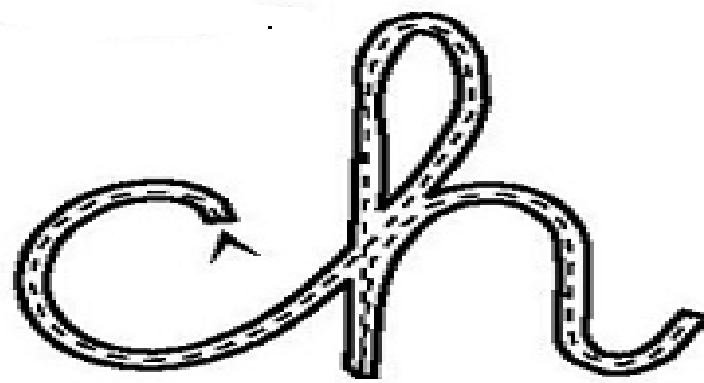
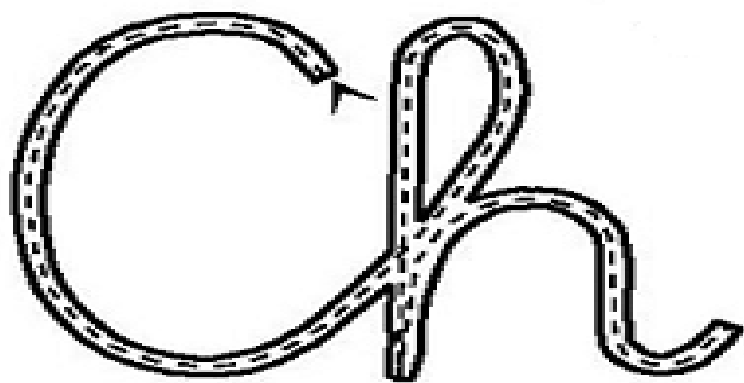
LEÓN



BUHO

Nombre: _____

Lee las sílabas , repasa y escribe.



ch ch ch ch Ch Ch Ch


cha che chi cho chu

Nombre: _____

Lee y escribe las palabras que corresponden a los dibujos.

chico leche ducha mochila

tacha Pinocho ocho choca





Nombre: _____

Dibuja los siguientes animales.



leon



tigre



gorila




serpiente

Nombre: _____

Realiza el trazo del número nueve y suma.



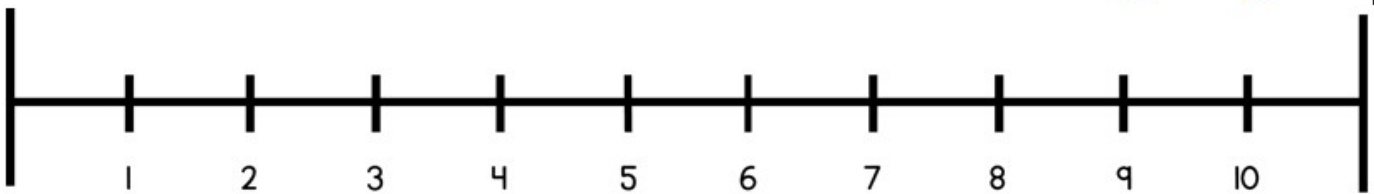
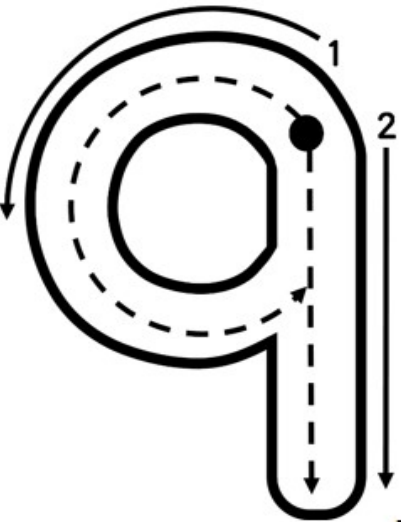
nueve nueve nueve nueve



$7 + 2 = \square$

$5 + 4 = \square$

$3 + 6 = \square$



Nombre: _____