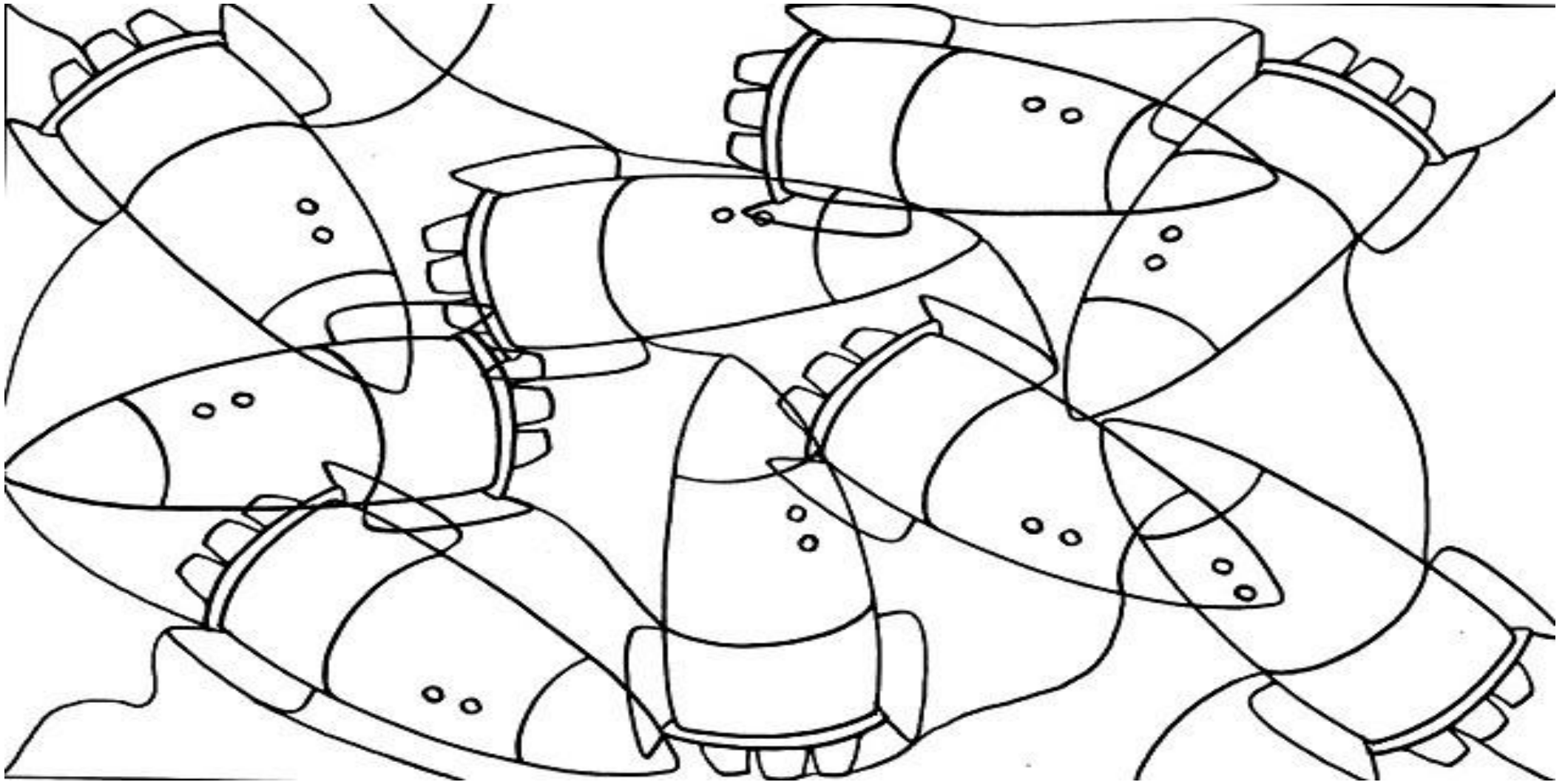
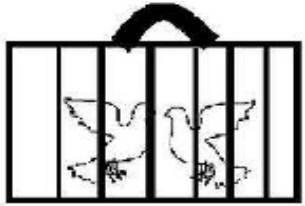


Encuentra los 7 elementos y coloréalos.



Nombre: _____

Rodea la palabra correcta y escríbela en la línea de puntos.



jauja

jaula

paula

.....



jamón

monja

esponja

.....



jeta

jota

teja

.....

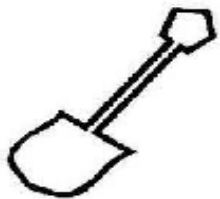


ojo

ajo

mojo

.....



paja

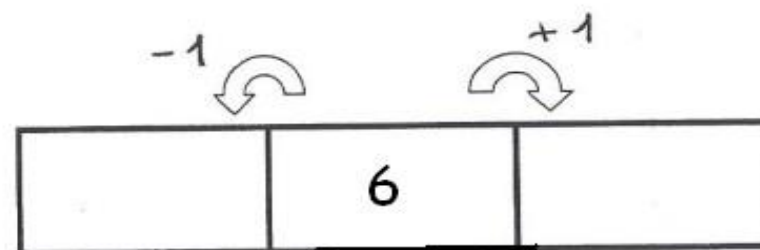
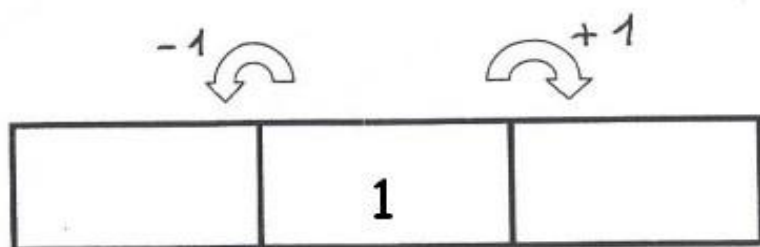
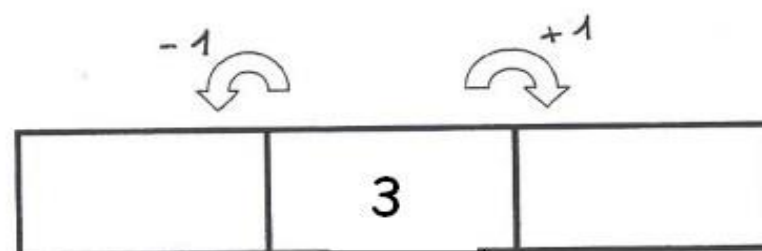
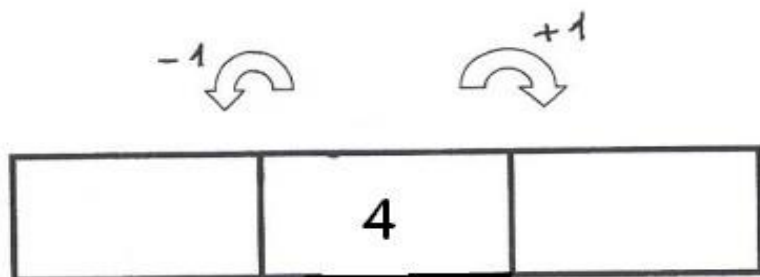
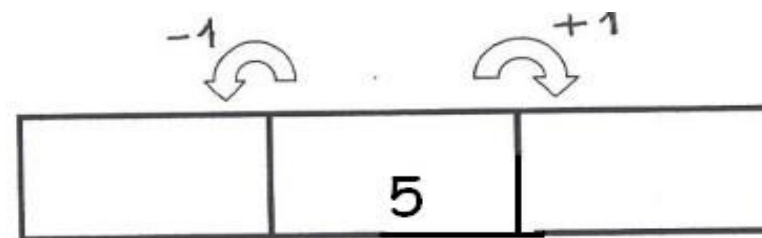
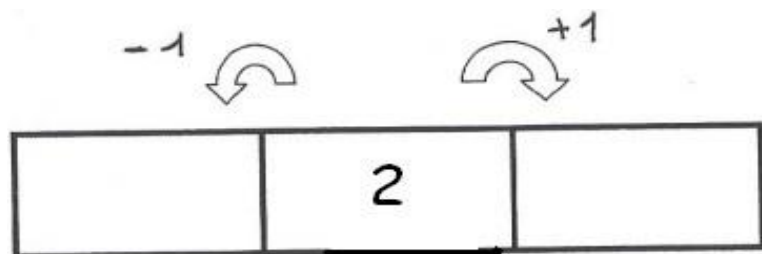
tala

pala

.....

Nombre: _____

Escribe el número anterior y posterior.



Nombre: _____

Repasa el número 7 y completa los cuadrados con puntitos.

The worksheet contains two rows of exercises. Each exercise consists of three parts: a dotted number 7 with a starting arrow, a square containing a specific number of dots, and a square for the student to complete by adding dots.

Row 1:

- Exercise 1: A large solid number 7, a square containing 7 dots, and a square containing 3 dots.
- Exercise 2: A dotted number 7, a square containing 3 dots, and a square containing 4 dots.
- Exercise 3: A dotted number 7, a square containing 2 dots, and a square containing 2 dots.
- Exercise 4: A dotted number 7, a square containing 1 dot, and a square containing 1 dot.

Row 2:

- Exercise 5: A dotted number 7, a square containing 4 dots, and a square containing 5 dots.
- Exercise 6: A dotted number 7, a square containing 5 dots, and a square containing 3 dots.
- Exercise 7: A dotted number 7, a square containing 3 dots, and a square containing 2 dots.

Nombre: _____

Lee y repasa las sílabas. Luego completa las palabras y cópialas.

tu

tu

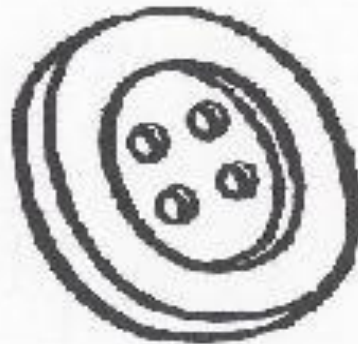
te

te

te



tu _____



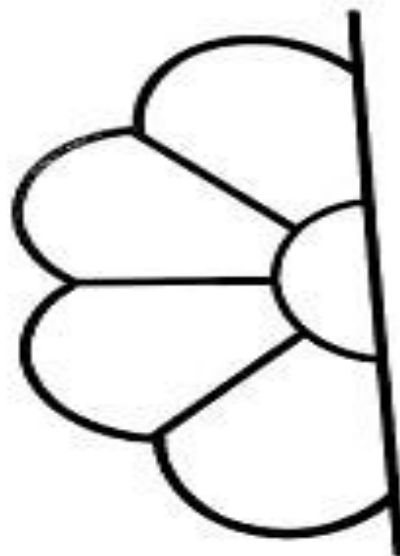


_____ te



esce _____

Nombre: _____

Realiza las siguientes simetrías y después colorea.



Nombre: _____

Lee y repasa las sílabas. Después completa las palabras y cópialas debajo.


•be

•ci

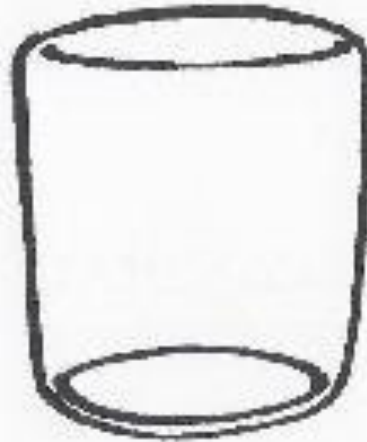
•co

•ca

•ca



leta




so






olin


Nombre: _____



Realiza las siguientes sumas. Dibuja a la derecha el número total de pinceles.


 $\square + \square = \square$



 $\square + \square = \square$





 $\square + \square = \square$




Nombre: _____







Lee las palabras y realiza la grafía de la Z.



zorro



Zulema



Nombre: _____

Lee y repasa las sílabas. Rellena los huecos en las palabras y cópialas debajo.

ta

er

er


ta

er

er



ta _____



er _____



_____ mo

Nombre: _____

Realiza las siguientes sumas con números y dibujos.






5 + 3 =

2 + 4 =

4 + 4 =



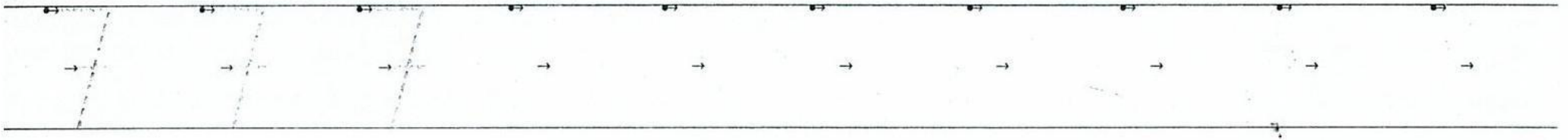
Nombre: _____

Lee las palabras y repasa las grafías.






Nombre: _____

Repasa y copia los números.




Nombre: _____


Lee y repasa las sílabas. Completa las palabras y cópialas debajo.



co _____ na



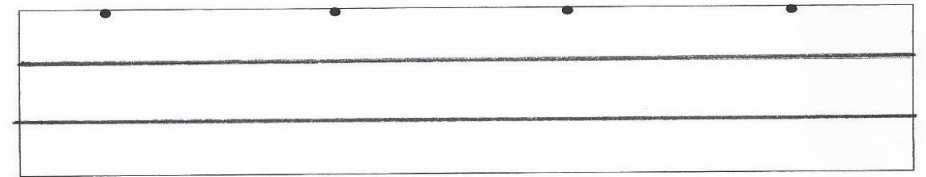
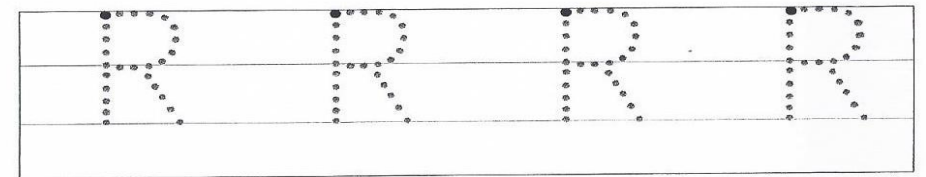

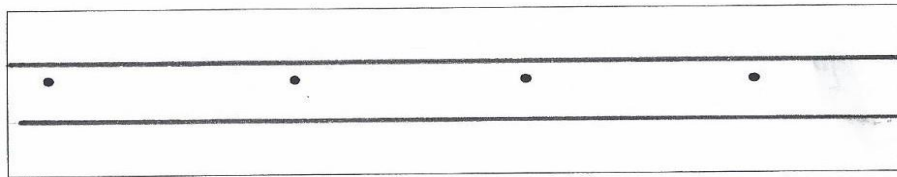
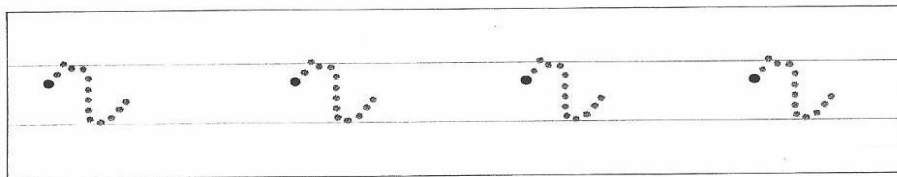



ma _____ ta



pe _____ ra

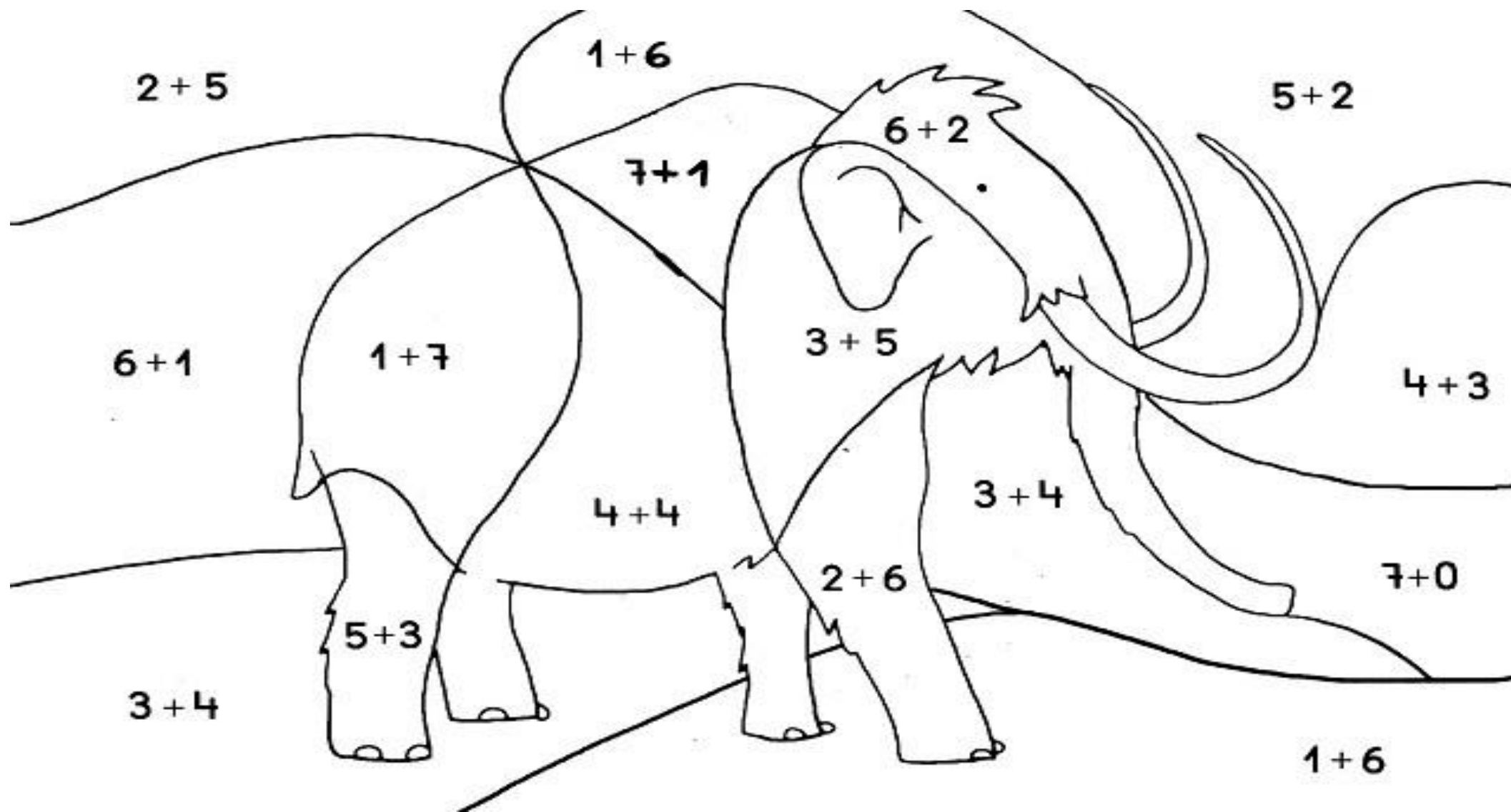
Nombre: _____

Lee las palabras. Repasa y copia la R.




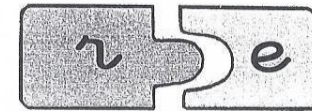
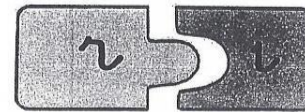
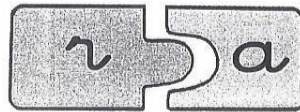
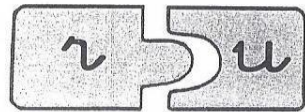

Nombre: _____

Colorea los huecos cuya suma sea 8.




Nombre: _____


Lee y repasa las sílabas. Completa las palabras y cópialas debajo.




* Completa y copia






_____sa



_____dio

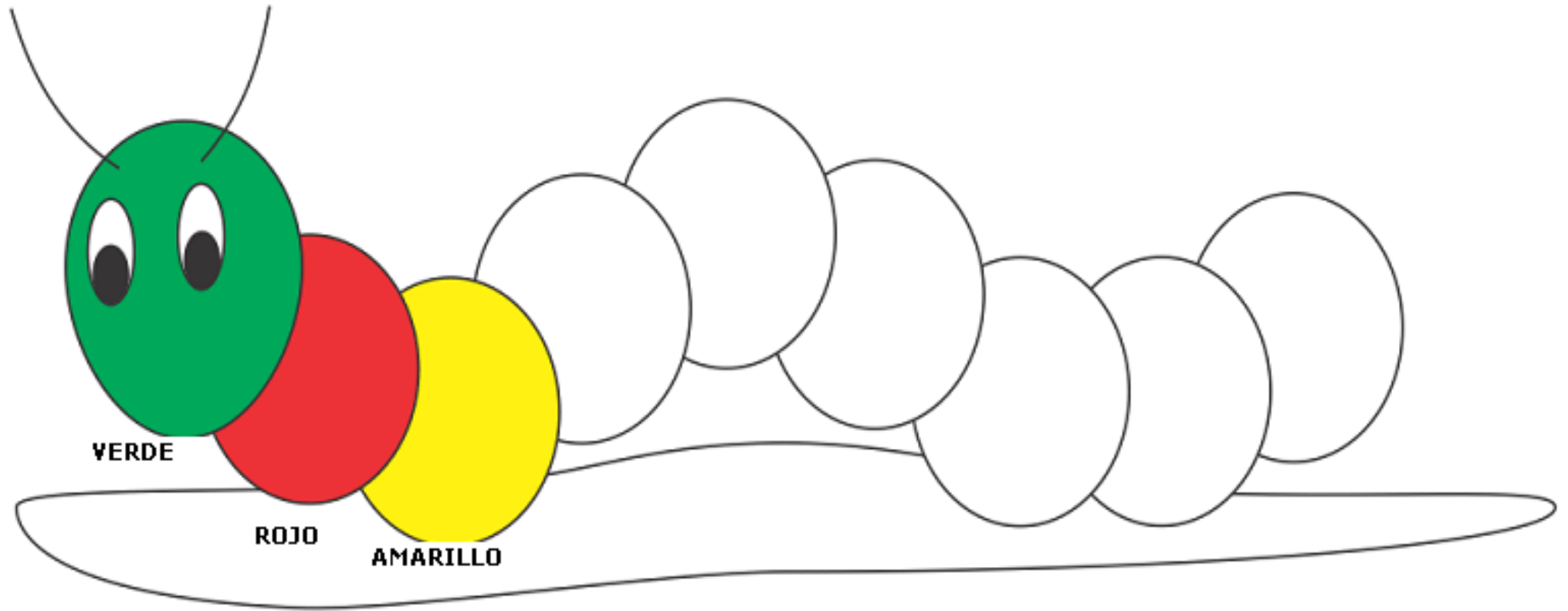


_____no




Nombre: _____

Colorea el gusano realizando la serie correctamente.



Nombre: _____


Lee y copia la opción correcta. Después ordena la frase.



erro

ero


r _____



arra

ara


r _____



arro

aro


t _____




tarro tiene El puerros

Nombre: _____

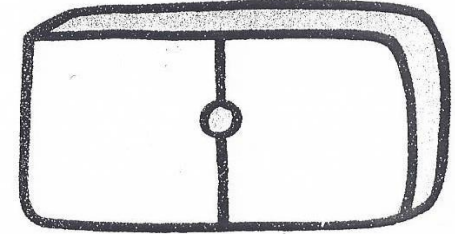
Realiza las sumas y completa el dominó.




$$3 + 2 = \underline{\quad}$$



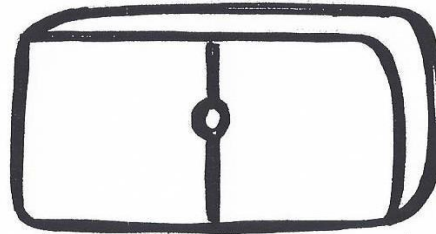
$$5 + 1 = \underline{\quad}$$



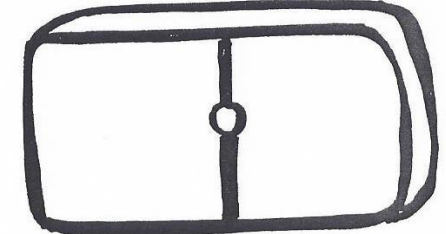
$$4 + 4 = \underline{\quad}$$



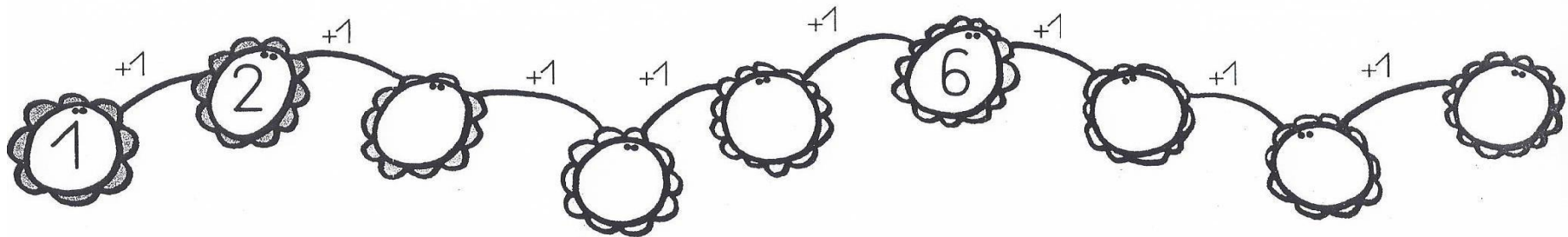
$$2 + 2 = \underline{\quad}$$



$$1 + 6 = \underline{\quad}$$



$$1 + 4 = \underline{\quad}$$



Nombre: _____

Completa con r o doble rr según corresponda. Después colorea.



pe _ o




osa



ojo



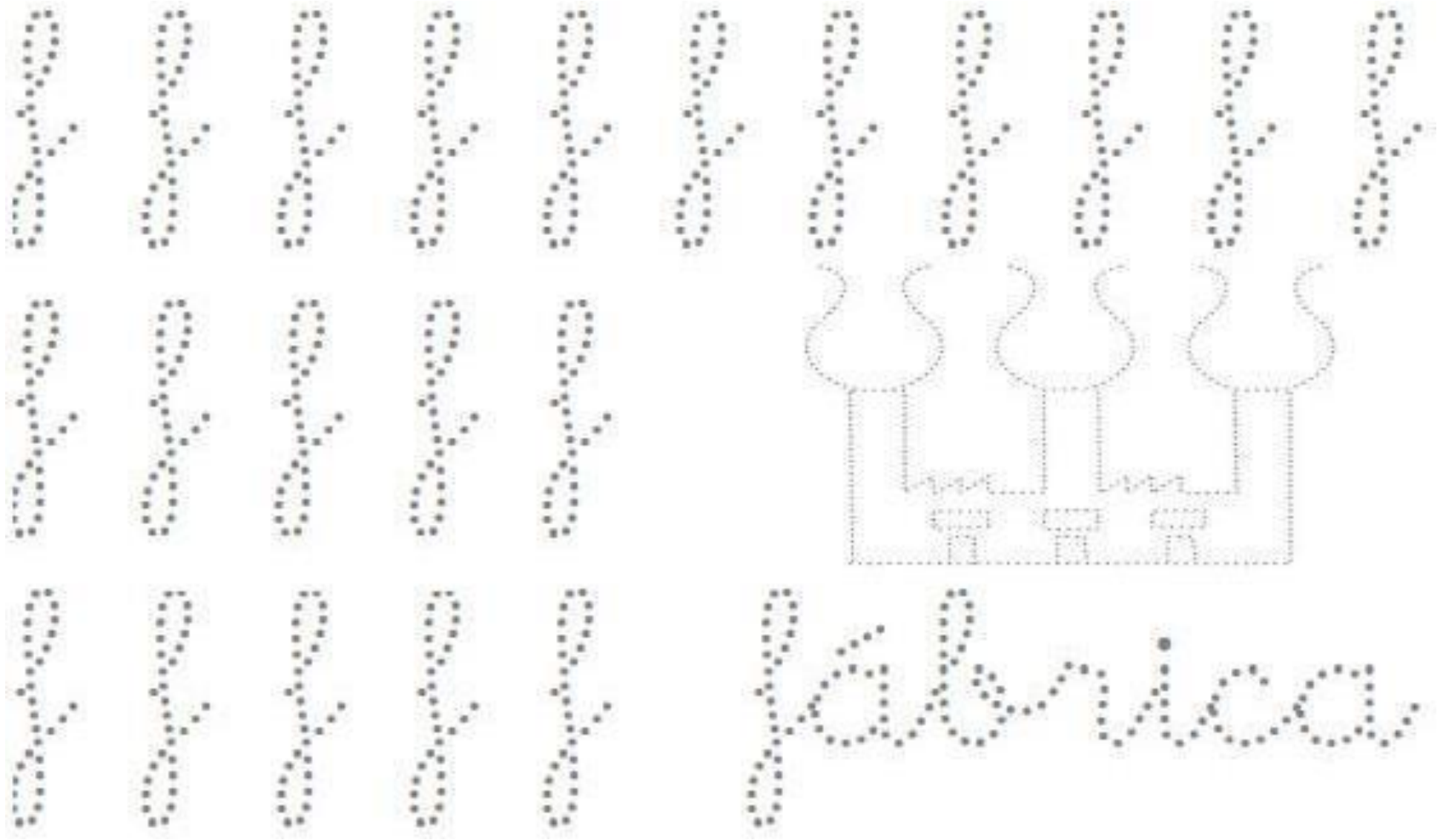
Tie _ a



bu _ o

Nombre: _____

Repasa y colorea.



Nombre: _____


Lee y escribe las palabras. Colorea los dibujos.



faro




fuego



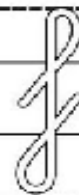
ficha



felino




foca



Nombre: _____

Decora los peces con las formas que indica el modelo de arriba. Después colorea a tu gusto.



Nombre: _____

Rodea la palabra correcta y cópiala al lado.



melón

balón

estación

.....

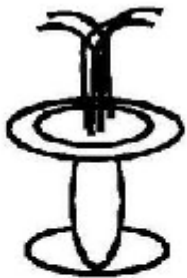


farola

fábula

manola

.....



diente

siente

fuelle

.....



perilla


cerillas

manilla

.....


Nombre: _____

Ayuda a la tortuga a encontrar a sus amigos.



Nombre: _____

Lee y repasa las sílabas con H.



a → ha ha ha ha

e → he he he he

i → hi hi hi hi

o → ho ho ho ho


u → hu hu hu hu

Nombre: _____

Escribe las palabras de los dibujos que contienen la H













Nombre: _____

Lee, copia y dibuja la frase.

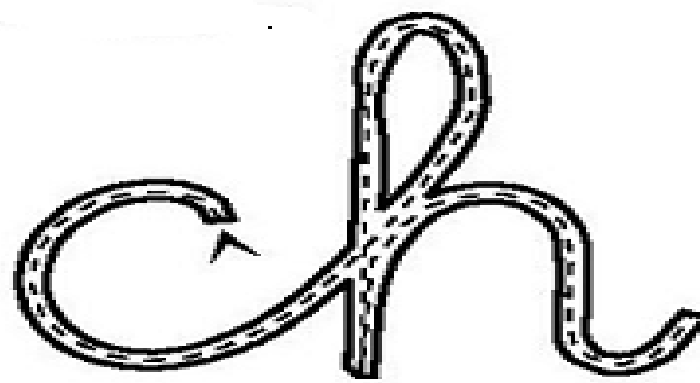
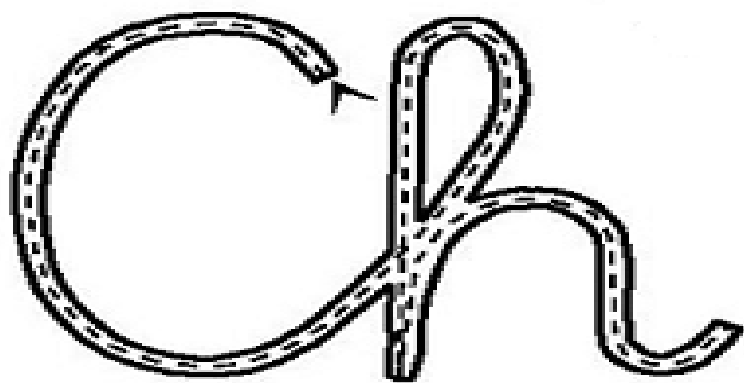
Toma un helado de coco.

Tracing guide for the sentence "Toma un helado de coco." consisting of a dashed top line, a solid middle line, and a dashed bottom line.

A large empty rounded rectangular box for drawing a picture related to the sentence.

Nombre: _____

Lee las sílabas , repasa y escribe.

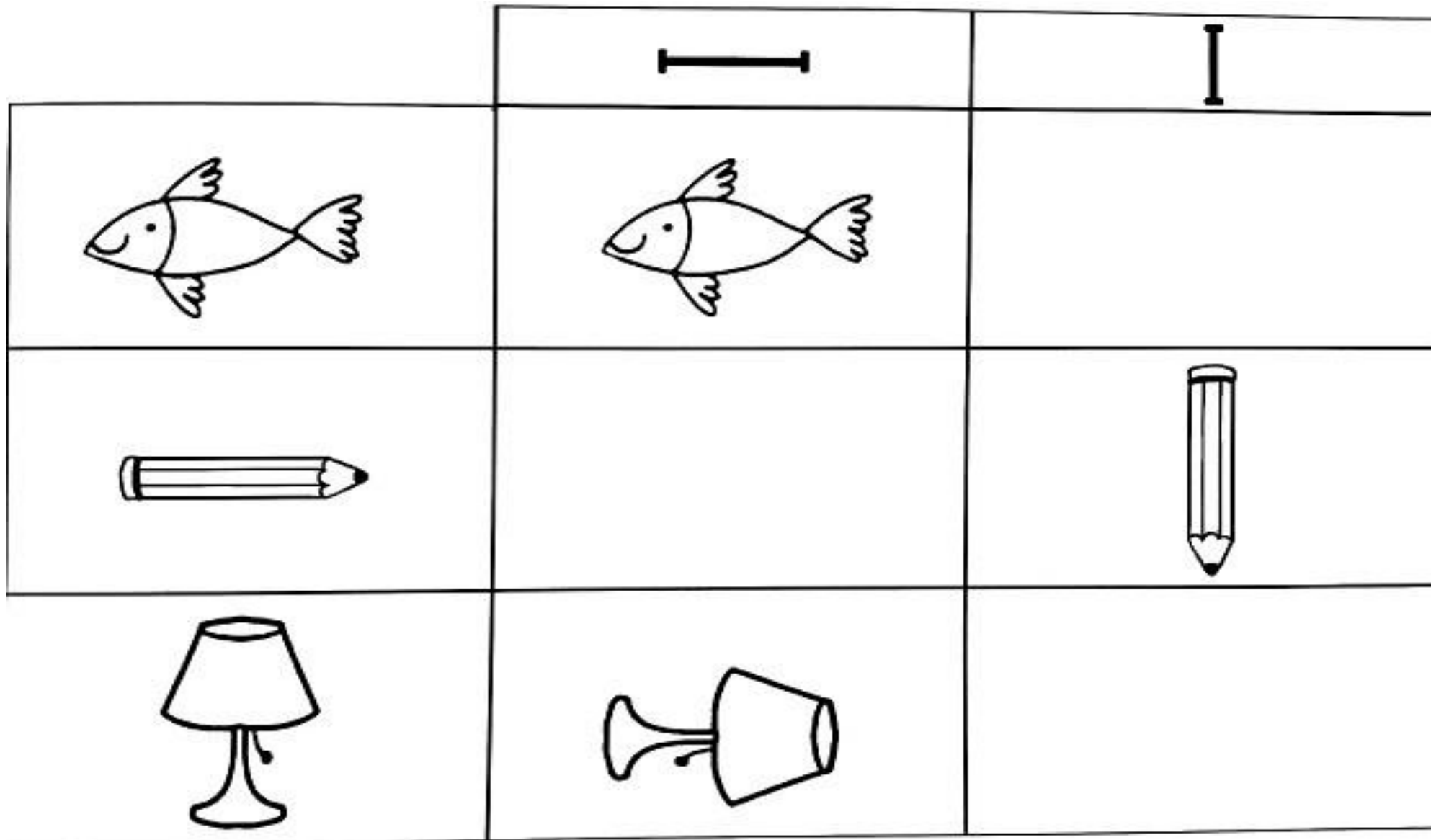


ch ch ch ch Ch Ch Ch

cha che chi cho chu

Nombre: _____

Copia los dibujos en la dirección correcta.



Nombre: _____

Lee y escribe las palabras que corresponden a los dibujos.

chico

leche

ducha


mochila

tacha

Pinocho

ocho

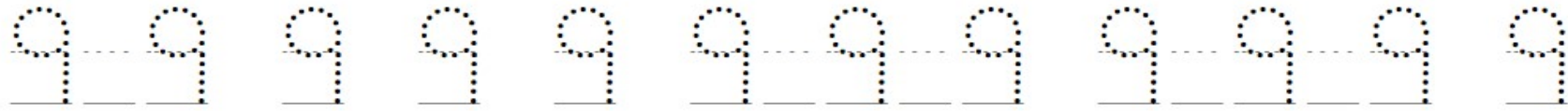
choca






Nombre: _____

Realiza el trazo del número nueve y suma.



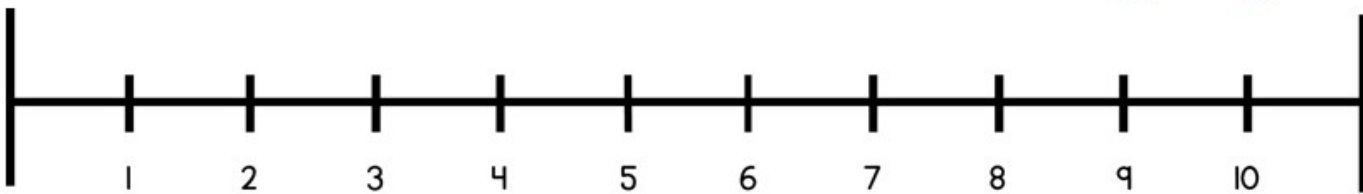
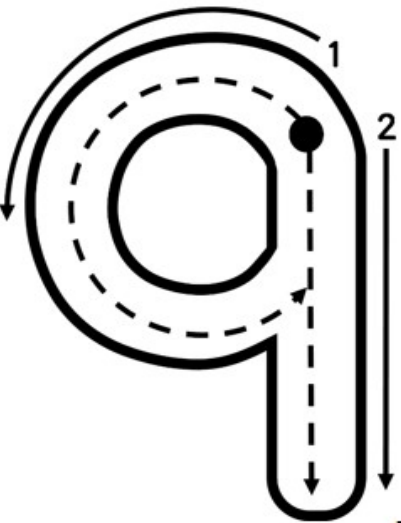
nueve nueve nueve nueve



$7 + 2 = \square$

$5 + 4 = \square$

$3 + 6 = \square$



Nombre: _____