






Completa y suma.




$$\boxed{3} + \boxed{2} = \boxed{\phantom{00}}$$





$$\boxed{\phantom{00}} + \boxed{0} = \boxed{\phantom{00}}$$




$$\boxed{2} + \boxed{\phantom{00}} = \boxed{\phantom{00}}$$



$$\boxed{0} + \boxed{\phantom{00}} = \boxed{\phantom{00}}$$






$$\boxed{\phantom{00}} + \boxed{\phantom{00}} = \boxed{\phantom{00}}$$




$$\boxed{\phantom{00}} + \boxed{\phantom{00}} = \boxed{\phantom{00}}$$

Nombre: \_\_\_\_\_


Repasa, lee y completa las palabras.




ko ki ka ko ki ka



\_\_\_\_\_ mono



\_\_\_\_\_ ala



\_\_\_\_\_ lo

\_\_\_\_\_


\_\_\_\_\_

\_\_\_\_\_

Nombre: \_\_\_\_\_

Lee y copia la palabra correcta debajo de cada dibujo.


- kimono
- koala
- kétchup
- karateca
- kárate
- kilo



Blank writing area with a dashed line for copying the word.



Blank writing area with a dashed line for copying the word.



Blank writing area with a dashed line for copying the word.



Blank writing area with a dashed line for copying the word.

Nombre: \_\_\_\_\_

Completa los conjuntos.

The image shows a 2x3 grid of circles. Each circle is connected to a square box containing the number 6. The number of dots inside each circle is as follows:

- Top-left: 1 dot
- Top-middle: 3 dots
- Top-right: 4 dots
- Bottom-left: 2 dots
- Bottom-middle: 5 dots
- Bottom-right: 6 dots

A small figure of a person with a hat and a basket is positioned to the left of the bottom-left circle.




Nombre: \_\_\_\_\_



Repasa y escribe el nombre debajo de los dibujos.



que qui que qui que qui



\_\_\_\_\_

\_\_\_\_\_

\_\_\_\_\_

Nombre: \_\_\_\_\_

Completa la serie con las formas y colores que el modelo.



azul

amarillo

azul



rojo


verde

rojo

Nombre: \_\_\_\_\_

Escribe los nombres de los dibujos.


ca



qui



ce



Blank writing area with a dashed line for the middle row.

Blank writing area with a dashed line for the middle row.

Blank writing area with a dashed line for the middle row.


ca



que



que




Blank writing area with a dashed line for the middle row.

Blank writing area with a dashed line for the middle row.


Blank writing area with a dashed line for the middle row.

Nombre: \_\_\_\_\_


Realiza las siguientes restas.




$$3 - 1 = 2$$




$$6 - 2 = \square$$



$$5 - 2 = \square$$



$$5 - 3 = \square$$


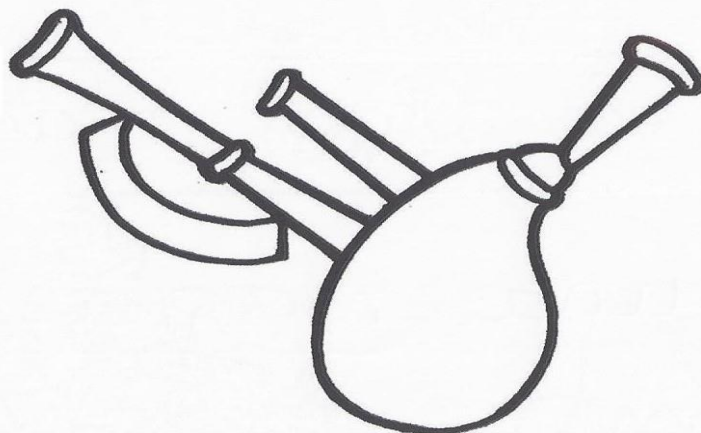





$$4 - 3 = \square$$

Nombre: \_\_\_\_\_



Repasa las sílabas y escribe el nombre debajo del dibujo.



-----

-----

-----

Nombre: \_\_\_\_\_

Escribe los números que faltan .

3		5	
---	--	---	--

	7		9
--	---	--	---

2		4	
---	--	---	--

0		2	
---	--	---	--


5			8
---	--	--	---

6			9
---	--	--	---

Nombre: \_\_\_\_\_

Lee las sílabas y escribe las palabras.

qui



go



ga




Blank handwriting practice box with a dashed midline.


Blank handwriting practice box with a dashed midline.

Blank handwriting practice box with a dashed midline.


gu



que




go





Nombre: \_\_\_\_\_


Realiza las siguientes restas.




$$\boxed{6} - \boxed{3} = \boxed{3}$$



$$\boxed{6} - \boxed{4} = \boxed{\phantom{0}}$$



$$\boxed{6} - \boxed{2} = \boxed{\phantom{0}}$$





$$\boxed{6} - \boxed{\phantom{0}} = \boxed{\phantom{0}}$$

$$\boxed{\phantom{0}} - \boxed{\phantom{0}} = \boxed{\phantom{0}}$$

Nombre: \_\_\_\_\_

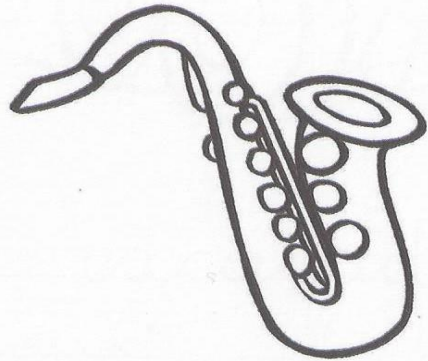
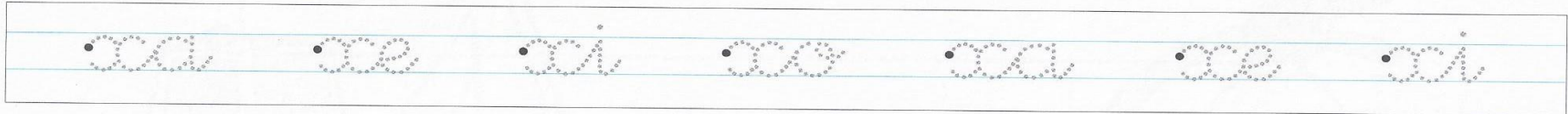
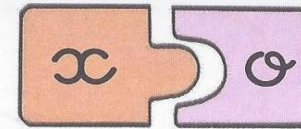
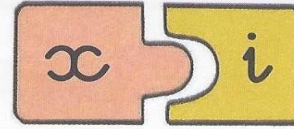
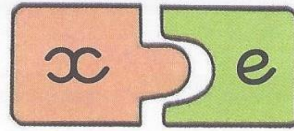
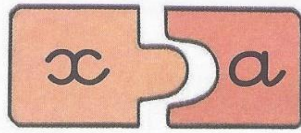


Colorea los patos que tienen la misma posición que el modelo.





Nombre: \_\_\_\_\_



Repasa las sílabas, completa con ellas y escribe debajo.




sa \_\_\_\_\_ fón



bo \_\_\_\_\_ ador




ta \_\_\_\_\_



Nombre: \_\_\_\_\_

Lee las frases y coloca el número del dibujo en la frase correspondiente. Después cópialas.



Xavier conduce una excavadora.

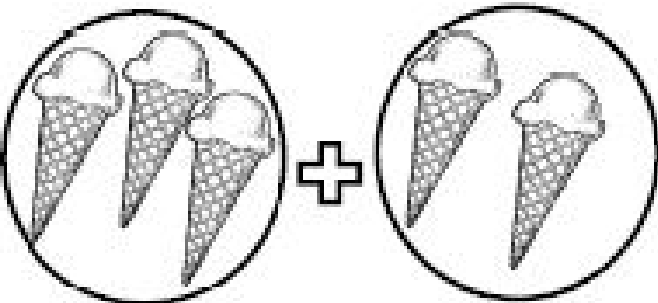
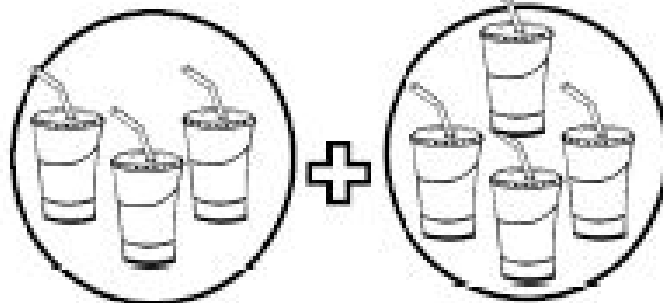
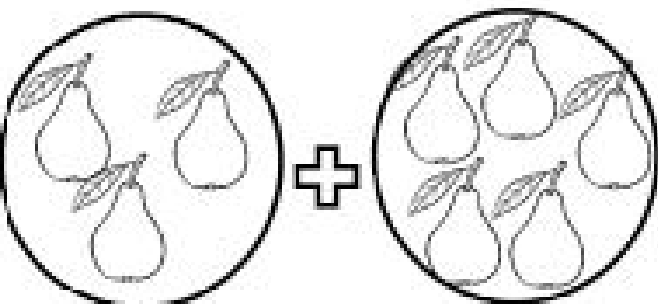
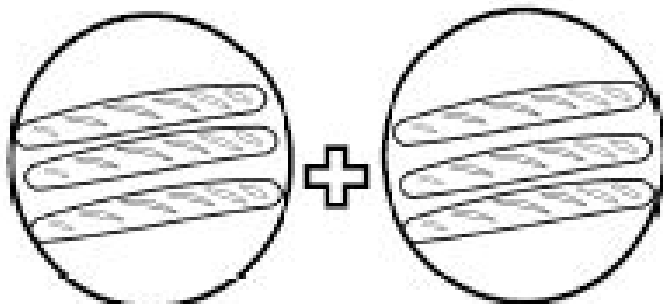
X

Maxi es un excelente taxista.

M

Nombre: \_\_\_\_\_



Completa las siguientes sumas.

 $+$   
 +  =  $+$   
 +  =  $+$   
 +  =  $+$   
 +  = 


Nombre: \_\_\_\_\_




Repasa las sílabas, completa y escribe el nombre.



• wa      • we      • wi      • wo      • wa      • we



ter



ki

Nombre: \_\_\_\_\_

Ordena y copia las frases correctamente.



koala llama Walter. El se

E



Wendy un come sándwich.

W

Nombre: \_\_\_\_\_