






Completa y suma.




$$\boxed{3} + \boxed{2} = \boxed{}$$





$$\boxed{} + \boxed{0} = \boxed{}$$




$$\boxed{2} + \boxed{} = \boxed{}$$



$$\boxed{0} + \boxed{} = \boxed{}$$




$$\boxed{} + \boxed{} = \boxed{}$$




$$\boxed{} + \boxed{} = \boxed{}$$

Nombre: _____


Repasa, lee y completa las palabras.



ko ki ka ko ki ka



_____ mono



_____ ala




_____ ko

Nombre: _____

Lee y copia la palabra correcta debajo de cada dibujo.


- kimono
- koala
- kétchup
- karateca
- kárate
- kilo



Blank writing area with a dashed line for copying the word.



Blank writing area with a dashed line for copying the word.



Blank writing area with a dashed line for copying the word.



Blank writing area with a dashed line for copying the word.

Nombre: _____

Completa los conjuntos.


A 2x3 grid of circles, each connected to a box containing the number 6. The circles contain the following number of dots:

- Top-left: 1 dot
- Top-middle: 3 dots
- Top-right: 5 dots
- Bottom-left: 2 dots
- Bottom-middle: 5 dots
- Bottom-right: 7 dots




A small cartoon character is on the left side of the grid.

Nombre: _____

Repasa y escribe el nombre debajo de los dibujos.



que qui que qui que qui



Nombre: -----

Completa la serie con las formas y colores que el modelo.



azul

amarillo

azul



rojo


verde

rojo

Nombre: _____

Escribe los nombres de los dibujos.


ou



qui



ce

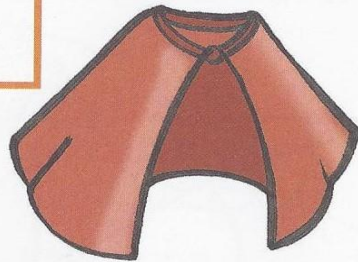


Blank writing area with dashed lines for the word 'cuna'.

Blank writing area with dashed lines for the word 'quienes'.

Blank writing area with dashed lines for the word 'cena'.


ca



que



que




Blank writing area with dashed lines for the word 'capa'.

Blank writing area with dashed lines for the word 'que'.


Blank writing area with dashed lines for the word 'caja'.

Nombre: _____


Realiza las siguientes restas.



$$3 - 1 = 2$$




$$6 - 2 = \square$$



$$5 - 2 = \square$$










$$5 - 3 = \square$$



$$4 - 3 = \square$$

Nombre: _____

Repasa las sílabas y escribe el nombre debajo del dibujo.



Nombre: -----

Escribe los números que faltan .

3		5	
---	--	---	--

	7		9
--	---	--	---

2		4	
---	--	---	--

0		2	
---	--	---	--


5			8
---	--	--	---

6			9
---	--	--	---

Nombre: _____

Lee las sílabas y escribe las palabras.

qui



go



ga




Blank writing line with a dashed midline for handwriting practice.


Blank writing line with a dashed midline for handwriting practice.

Blank writing line with a dashed midline for handwriting practice.


gu



que




go





Nombre: _____


Realiza las siguientes restas.




$$\boxed{6} - \boxed{3} = \boxed{3}$$



$$\boxed{6} - \boxed{4} = \boxed{}$$



$$\boxed{6} - \boxed{2} = \boxed{}$$




$$\boxed{6} - \boxed{} = \boxed{}$$

$$\boxed{} - \boxed{} = \boxed{}$$

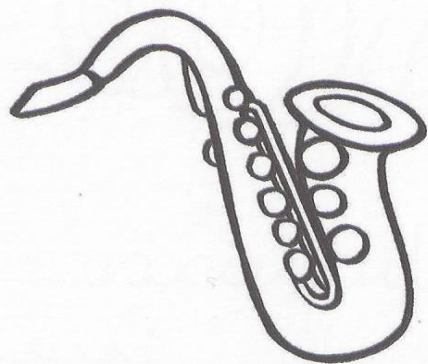
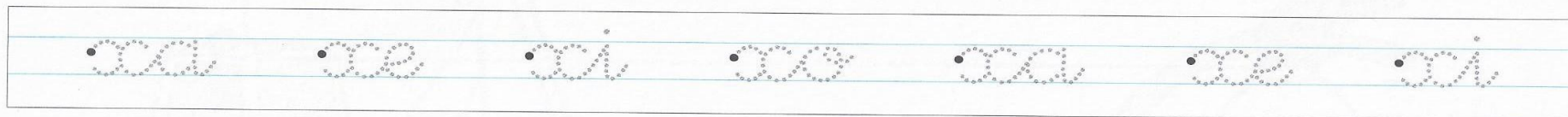


Nombre: _____

Colorea los patos que tienen la misma posición que el modelo.




Nombre: _____


Repasa las sílabas, completa con ellas y escribe debajo.



sa _____ fón



bo _____ ador



ta _____

Nombre: _____

Lee las frases y coloca el número del dibujo en la frase correspondiente. Después cópialas.



Xavier conduce una excavadora.

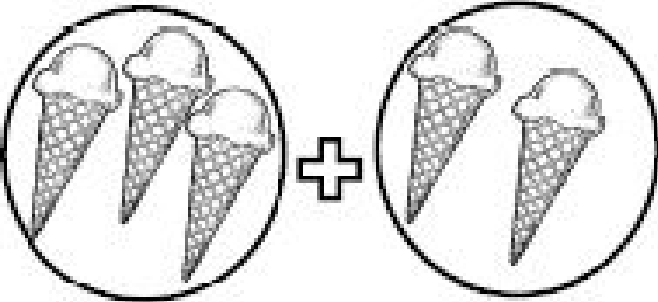
X

Maxi es un excelente taxista.

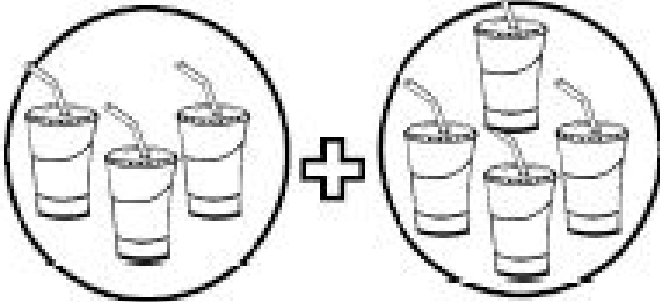
M

Nombre: _____

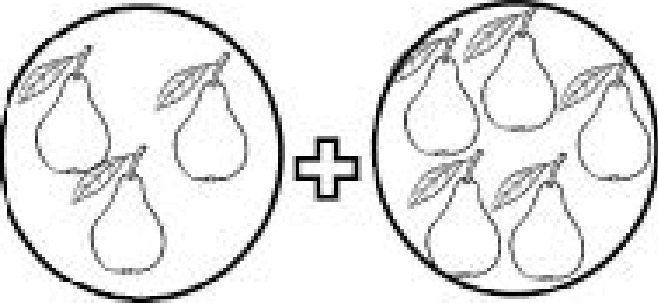
Completa las siguientes sumas.



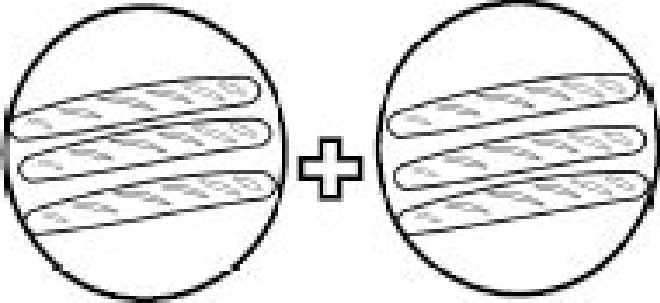
+ =



+ =




+ =




+ =

Nombre: _____


Repasa las sílabas, completa y escribe el nombre.



• wa • we • wi • wo • wa • we



ter



ki

Nombre: _____

Ordena y copia las frases correctamente.



koala llama Walter. El se

E



Wendy un come sándwich.

W

Nombre: _____