






Completa y suma.




$$\boxed{3} + \boxed{2} = \boxed{}$$





$$\boxed{} + \boxed{0} = \boxed{}$$




$$\boxed{2} + \boxed{} = \boxed{}$$



$$\boxed{0} + \boxed{} = \boxed{}$$





$$\boxed{} + \boxed{} = \boxed{}$$




$$\boxed{} + \boxed{} = \boxed{}$$

Nombre: _____


Repasa, lee y completa las palabras.




ko ki ka ko ki ka



_____ mono



_____ ala




_____ ko

Nombre: _____

Lee y copia la palabra correcta debajo de cada dibujo.


- kimono
- koala
- kétchup
- karateca
- kárate
- kilo



Blank writing area with a dashed line for copying the word.



Blank writing area with a dashed line for copying the word.



Blank writing area with a dashed line for copying the word.



Blank writing area with a dashed line for copying the word.

Nombre: _____ 3

Completa los conjuntos.

The image shows a 2x3 grid of circles. Each circle is connected to a square box containing the number 6. The number of dots in each circle is as follows:

- Top-left: 1 dot
- Top-middle: 3 dots
- Top-right: 4 dots
- Bottom-left: 2 dots
- Bottom-middle: 5 dots
- Bottom-right: 6 dots

A small figure of a person with a hat and a bag is positioned to the left of the bottom-left circle.


Nombre: _____ 4


Repasa y escribe el nombre debajo de los dibujos.


qu e

qu i

que que que que que que








Nombre: _____

Completa la serie con las formas y colores que el modelo.



azul

amarillo

azul



rojo


verde

rojo

Nombre: _____

Escribe los nombres de los dibujos.


ca



qui



ce

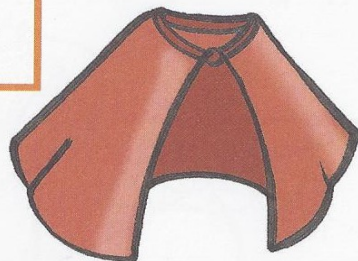


Blank writing line with a dashed midline.

Blank writing line with a dashed midline.

Blank writing line with a dashed midline.


ca



que



que




Blank writing line with a dashed midline.

Blank writing line with a dashed midline.


Blank writing line with a dashed midline.

Nombre: _____


Realiza las siguientes restas.



$$3 - 1 = 2$$




$$6 - 2 = \square$$



$$5 - 2 = \square$$




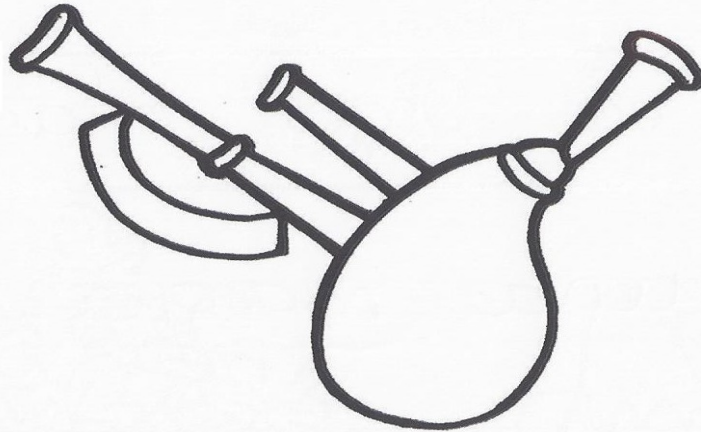



$$5 - 3 = \square$$



$$4 - 3 = \square$$

Nombre: _____

Repasa las sílabas y escribe el nombre debajo del dibujo.



Nombre: _____

Escribe los números que faltan .

3		5	
---	--	---	--

	7		9
--	---	--	---

2		4	
---	--	---	--

0		2	
---	--	---	--


5			8
---	--	--	---

6			9
---	--	--	---

Nombre: _____

Lee las sílabas y escribe las palabras.

qui



go



ga




Blank handwriting lines for the word 'guitar'.


Blank handwriting lines for the word 'magician'.

Blank handwriting lines for the word 'cat'.

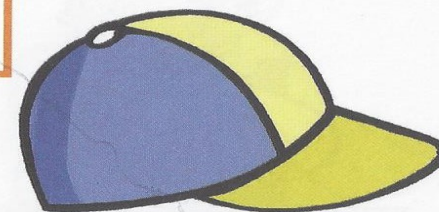
gu



que




ga




Nombre: _____


Realiza las siguientes restas.




$$\boxed{6} - \boxed{3} = \boxed{3}$$



$$\boxed{6} - \boxed{4} = \boxed{}$$



$$\boxed{6} - \boxed{2} = \boxed{}$$




$$\boxed{6} - \boxed{} = \boxed{}$$

$$\boxed{} - \boxed{} = \boxed{}$$

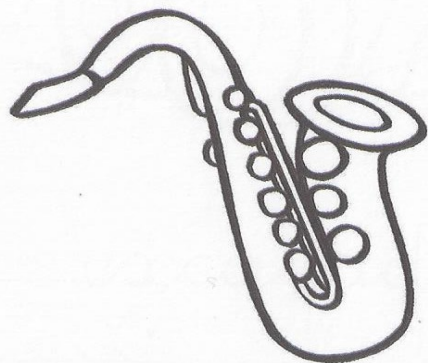
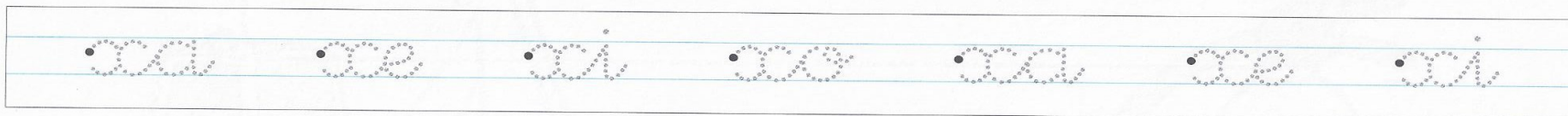
Nombre: _____

Colorea los patos que tienen la misma posición que el modelo.



Nombre: _____


Repasa las sílabas, completa con ellas y escribe debajo.



sa _____ fón



bo _____ ador



ta _____

Nombre: _____

Lee las frases y coloca el número del dibujo en la frase correspondiente. Después cópialas.



Xavier conduce una excavadora.

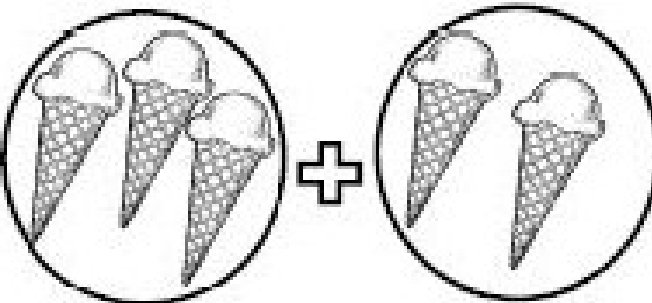
X

Maxi es un excelente taxista.


M

Nombre: _____

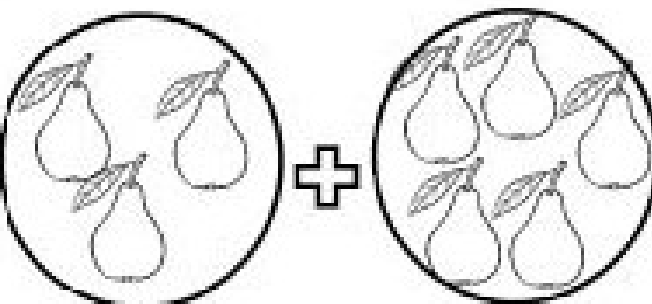
Completa las siguientes sumas.



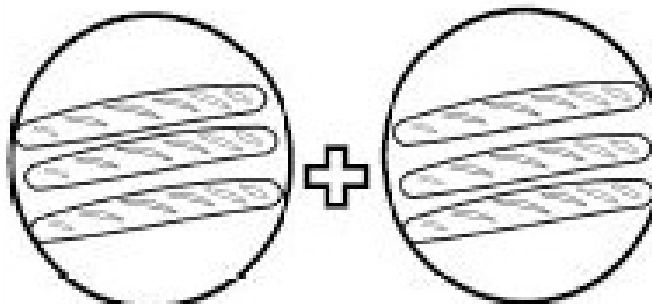
+ =



+ =






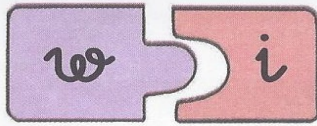
+ =




+ =

Nombre: _____

Repasa las sílabas, completa y escribe el nombre.




• wa • we • wi • wo • wa • we



ter

• _____



ki

• _____

Nombre: _____

Ordena y copia las frases correctamente.



koala llama Walter. El se

E



Wendy un come sándwich.

W

Nombre: _____